

V O L V O



Volvo Excavators 52.4 - 55.8 t 429 hp

# EC550E

Volvo Construction Equipment



# Welcome to our world

Welcome to a world of industry leading machinery. A world where imagination, hard work and technological innovation will lead the way towards developing a future which is cleaner, smarter, and more connected. A world supported by the enduring values of the Volvo Group. A world of stability, sustainability and innovation. A world which we put our customers at the heart of.

Welcome to the world of Volvo Construction Equipment – we think you're going to like it here.

## **Working harder, working smarter**

For over 180 years Volvo has been a pioneer in the design and manufacture of machines which set the standard for efficiency, performance and uptime. Across our range of excavators, wheel loaders and haulers, our reputation for engineering excellence is unrivalled, which means whatever your operation or application, we can provide a total fleet solution to help you succeed.

Building on our proud history, the Volvo Concept Lab continues to create cutting-edge ideas and innovative concepts, to ensure we offer customers machines which work harder and smarter long into the future.



## Solutions for you

Our industry leading machines are just the start of your relationship with Volvo. As your partner, we have developed an extensive range of additional solutions to help you improve uptime, boost productivity and reduce costs.

### Designed for your business

Structured across nine blocks, our portfolio of products and services are designed to complement your machine's performance and boost your profitability. Simply put, we offer some of the best guarantees, warranties and technological solutions in the industry today.

### There when you need us

Whether you're buying new or used, our global network of dealers and technicians offer around-the-clock support, including machine monitoring and world-class parts availability. It's the basis of everything offered by Volvo Services, so you can be confident we've got you covered right from the start.

 <b>Fuel Efficiency Services</b>	 <b>Productivity Services</b>	 <b>Safety Services</b>
 <b>Financial Services</b>	 <b>Uptime Services</b>	 <b>Rental Services</b>
 <b>Volvo Attachments</b>	 <b>Genuine Volvo Parts</b>	 <b>New life Services</b>

# BUILDING TOMORROW

# Go big

Delivering the type of durability and performance more commonly expected from a 60/65-tonne crawler excavator, the Volvo EC550E truly punches above its weight. Outstanding levels of power and productivity make this machine the perfect partner for mining, mass excavation and large infrastructure projects.

## Dig more, lift more

Shorten cycle times in the EC550E which features a powertrain and lifting capacity more commonly found in a 60/65-tonne machine. With impressive engine power and reinforced digging equipment with large pin size, this is an excavator which is big on performance.



## The undercarriage for the job

The perfect choice for the toughest applications, the EC550E features a robust undercarriage with the option of a wider lower frame for enhanced stability in applications requiring additional reach.



## Less passes, more work

Optimize fleet use by up to 40%. The EC550E is the perfect partner to 30-40t haulers and highway trucks, reducing the number of required passes – dramatically improving cycle times. With the additional support of Volvo Site Simulation, your Volvo dealer can work with you to advise on the optimum fleet configuration and site set-up for your operation.



## A weight off your mind

Take control of your productivity with the optional On-Board Weighing – part of the Dig Assist set of apps and powered by the 10" Volvo Co-Pilot display. The intelligent tool provides real-time information on bucket weight ensuring the optimum amount of material is moved with every pass. The system also records total tonnage, per shift or per day, to provide powerful long-term productivity data.





# 40% HIGHER PRODUCTIVITY

Boost productivity by up to 40% in the Volvo EC550E, available with a range of optimum-sized buckets designed for use in abrasive conditions.

# Less cost, more profit

Reduce costs and boost profits in the EC550E. Features including new electro-hydraulic system with Independent Metering Valve Technology, Volvo Attachments and operator training all contribute towards the unrivalled levels of efficiency.

## Unique Independent Metering Valve Technology

The latest pioneering innovation from Volvo, the next generation electro-hydraulic system with Independent Metering Valve Technology (IMVT) is the next generation electro-hydraulic system in the industry. IMVT provides intelligent electronic control with more control variable, compared to a conventional mechanically coupled hydraulic system. The result is maximum controllability and efficiency according to the specific application at hand.



## The right tool for the job

Take on a variety of tasks with our range of factory-delivered attachments, including quick couplers and buckets. Perfectly matched to your machine, Volvo attachments are designed to create a single solid and reliable unit, delivering faster and more fuel-efficient cycle times. What's more, the machine is prepared with the necessary auxiliary piping to power hydraulic attachments such as breakers, thumbs, shears, grapples and more.



## Take your efficiency to the next level

While reliable and efficient machines of course play a vital role in reducing costs, enhancing safety and maximizing productivity, it is ultimately the performance of the operator that really makes the difference. We offer a range of training initiatives to help unlock the full capability of the Volvo machines, including EcoOperator Training – an advanced course for experienced operators which focuses on a more profitable and environmentally considerate operation.



## Even more efficiency

Fuel is the industry's number one operational cost and Fuel Efficiency Reports help to identify areas where efficiency improvements can be made, providing clear insights into the fuel performance of a fleet, site or individual machine. If you need further support putting insight into action, your Volvo dealer is on hand to help you develop a plan to deliver long-term efficiency gains.





# 25% MORE FUEL EFFICIENCY

Take fuel efficiency to new levels in the EC550E. The next generation electro-hydraulic system with Independent Metering Valve Technology produces up to a 25% improvement in fuel efficiency. Engine pump optimization, which lowers engine rpm while optimizing power, and optimized hydraulic piping and size routings, further contribute towards the incredible levels of fuel efficiency.

# Ultimate control

Welcome to the ultimate in operator control and convenience. The revolutionary new generation electro-hydraulics with Independent Metering Valve Technology enable a range of intelligent functions which take the operator experience to new levels.

## Carry with care

The perfect solution for lift and carry operations, creep mode utilizes an independent pump flow during travel to maintain a constant and slower travel speed.



## Comfortable travel

For easy operation and reduced operator fatigue, optional Comfort Drive Control gives operators the opportunity to steer the machine using the advanced joystick rollers with index finger grip, instead of using the pedals.



## A smoother shift

Boom and arm bouncing reduction technology dramatically reduces machine shock, resulting in a more comfortable and productive operator performance.







# ADAPT TO THE JOB

Operators can easily select and adjust a number of functions depending on personal preferences and the task at hand, including Boom/Swing and Boom/Travel priority which enables prioritization of one function over another. Operators can also easily adjust the boom down speed, ideal for precision tasks which require optimum control.

# For your comfort and safety

Whether working inside or on the machine, features such as unrivalled visibility and 3-point right-hand side access mean you can be sure that the highest levels of safety have been considered in every design detail of the EC550E.

## See it all

Operators benefit from outstanding visibility thanks to rear and side-view cameras. Furthermore, the optional Volvo Smart View uses front, rear and side cameras to provide a real-time, overhead view of the machine, resulting in safer machine rotation while working, especially in confined spaces.



## Industry-renowned cab

Step inside the best cab on the market. The ROPS cab exceeds industry standards for this class of machine, and with low noise and low vibration, operators will experience the ultimate in comfort. Already boasting best-in-class visibility, the optional high visibility cab and one-piece front window enhance visibility even more.



## Get around safely

Industry renowned features such as bolted anti-slip plates, high visibility guardrails and handrails ensure the highest levels of safety when negotiating the machine. For further convenience, the optional foldable cab entrance step and side walkways fold away to enable easier transportation.





# EASY AS 1, 2, 3

Reach the upper structure with confidence thanks to 3-point right-hand side access, helping to carry out maintenance quickly and easily.

# Work harder for longer

Reduced maintenance requirements, durable design and outstanding reliability means you can count on the EC550E to deliver optimum results – shift after shift, day after day.

## For the toughest tasks

The EC550E is designed to deliver performance which lasts, with an ultra-durable and reinforced undercarriage providing the durability and strength you would expect from a 60/65-tonne excavator. Combine this with a super-strong upper and lower frame, and boom and arm with larger pin size, and this machine is ready to take on the toughest of applications.



## Machine monitoring made easy

Maximize machine uptime and reduce repair costs with the CareTrack telematic system. Choose to keep track of your machine yourself or let us take care of it with ActiveCare. Our Volvo Uptime Center will provide 24/7 machine monitoring, supplying weekly reports and notifying you should preventive maintenance action be required.



## Keeping you moving

Maintain productivity and machine uptime with our range of widely available, tested and approved Genuine Volvo Parts – all backed by Volvo warranty. Your Volvo dealer can help you stay on track, offering flexible maintenance and repair options, as well as planned servicing, to extend the life of your excavator.





# UPTIME YOU CAN COUNT ON

Hydraulic pilot lines have been removed in the EC550E, reducing the number of couplings required, for increased machine reliability. Electric connectors which exceed Ingress Protection 6K9K water-proofed standards also contribute to long component life. What's more, grouped filters accessible from the ground level make servicing quick and easy.

# Move more for less

## 25% better fuel efficiency

- Electro-hydraulic system with Independent Metering Valve Technology
- Engine pump optimization
- Optimized hydraulic piping and size routing

## Ultimate control

- Boom/Swing and Boom/Travel priority
- Adjustable boom down speed
- Boom and arm bouncing reduction
- Creep mode: carry with care
- Comfort Drive Control: joystick steering (Option)

## Work harder for longer

- Ultra-durable and reinforced undercarriage, upper and lower frame
- Reinforced digging equipment, including larger pin size
- Electric connectors exceeding Ingress Protection 6K9K water-proofed standards

## Quick and easy servicing

- 3-point right-hand side access to the upper structure
- Removed hydraulic pilot lines: reduced need for oil/couplings
- Grouped filters, accessed from ground-level or side walkway

## Volvo Services: boost your profits

- On-Board Weighing, powered by Volvo Co-Pilot (Dig Assist)
- Volvo Site Simulation
- Fuel Efficiency Report
- Operator Training, including EcoOperator
- ActiveCare: 24/7 machine monitoring



## 40% higher productivity

- Range of optimum-sized buckets designed for use in abrasive conditions
- Superior swing torque and tractive force
- Lifting capacity commonly found in a 60/65-tonne machine
- Perfect match to 30-40t haulers and highway trucks

## Get around safely

- ROPS cab: spacious, ergonomic and low-noise
- Rear and side cameras, Volvo Smart View
- High-visibility cab, One-piece front window (Options)
- Bolted anti-slip plates
- Foldable walkways (Option)
- High visibility handrails/guardrails



# Volvo EC550E in detail

## Engine

The Volvo diesel engine uses Volvo Advanced Combustion Technology (V-ACT) to deliver lower emissions, superior performance and fuel efficiency. The engine uses precise, highpressure fuel injectors, turbo charger and intercooler, and electronic engine controls to optimize machine performance.

Air Filter: 3-stage and precleaner

Automatic Idling System: Reduces engine speed to idle when the levers and pedals are not activated resulting in less fuel consumption and low cab noise levels.

Low-Emission Engine.

Engine	Volvo	D13E
Max power at	r/min	1 600
Net, ISO 9249/SAE J1349	kW	319
	hp	428
Gross, ISO 14396/SAE J1995	kW	320
	hp	429
Max torque	Nm	2 071
at engine speed	r/min	1 350
No. of cylinders		6
Displacement	l	12.8
Bore	mm	131
Stroke	mm	158

## Electrical System

High-capacity electrical system that is well protected. Waterproof double-lock harness plugs are used to secure corrosion-free connections. The main relays and solenoid valves are shielded to prevent damage. The master switch is standard.

Voltage	V	24
Batteries	V	2 x 12
Battery capacity	Ah	200
Alternator	V/A	28/80

## Undercarriage

The undercarriage has a robust X-shaped frame. Greased and sealed track chains are standard.

### EC550EL wide retractable undercarriage

Track shoe		51
Link pitch	mm	229
Shoe width, triple grouser	mm	600 / 750 / 900
Shoe width, double grouser	mm	600
Bottom rollers		18
Top rollers		6

### EC550EL fixed undercarriage

Track shoe		50
Link pitch	mm	229
Shoe width, triple grouser	mm	600 / 750 / 900
Shoe width, double grouser	mm	600
Bottom rollers		18
Top rollers		4

## Cab

The operator's cab has easy access via a wide door opening. The cab is supported on hydraulic dampening mounts to reduce shock and vibration levels. These along with sound absorbing lining provide low noise levels. The cab has excellent all-round visibility. The front windshield can easily slide up into the ceiling, and the lower front glass can be removed and stored in the side door.

Integrated air-conditioning and heating system: the pressurized and filtered cab air is supplied by an automatically-controlled fan. The air is distributed throughout the cab from 14 vents.

Ergonomic operator's seat: the adjustable seat and joystick console move independently to accommodate the operator. The seat has nine different adjustments plus a seat belt for the operator's comfort and safety.

Refrigerant of the type R134a is used when this machine is equipped with air conditioning. Contains fluorinated greenhouse gas R134a, Global Warming Potential 1.430 t CO<sub>2</sub>-eq.

## Sound Level

Sound level in cab according to ISO 6396

L<sub>pA</sub> dB 71

External sound level according to ISO 6395 and EU Noise Directive (2000/14/EC) and 474-1:2006 +A1:2009

L<sub>WA</sub> dB 107





#### Hydraulic system

<b>Main pump: 2 x Variable displacement axial piston pumps</b>		
Maximum flow	l/min	2 x 416
<b>Pilot pump: Gear pump</b>		
Maximum flow	l/min	1 x 16
<b>Relief value setting pressure</b>		
Implement	MPa	33.8 / 36.3
Travel circuit	MPa	36.8
Slew circuit	MPa	27.9
Pilot circuit	MPa	3.9

#### Hydraulic Motors

**Travel:** Variable displacement axial piston motor with mechanical brake  
**Swing:** Fixed displacement piston motor with mechanical brake

#### Hydraulic Cylinders

Bore x Stroke	ø x mm	175 x 1 590
Arm		1
Bore x Stroke	ø x mm	190 x 1 942
Bucket		1
Bore x Stroke	ø x mm	170 x 1 330
ME Bucket		1
Bore x Stroke	ø x mm	180 x 1 335

#### Service Refill

Fuel tank	l	680
Hydraulic system, total	l	590
Hydraulic tank	l	270
Engine oil	l	55
Engine coolant	l	66
Slew reduction unit	l	2 x 6.4
Travel reduction unit	l	2 x 8

#### Travel System

Each track is powered by an automatic two-speed shift travel motor. The track brakes are multi-disc, spring-applied and hydraulic released. The travel motor, brake and planetary gears are well protected within the track frame.

Max. drawbar pull	kN	350
Max. travel speed (low)	km/h	3.5
Max. travel speed (high)	km/h	5.4
Gradeability	°	35

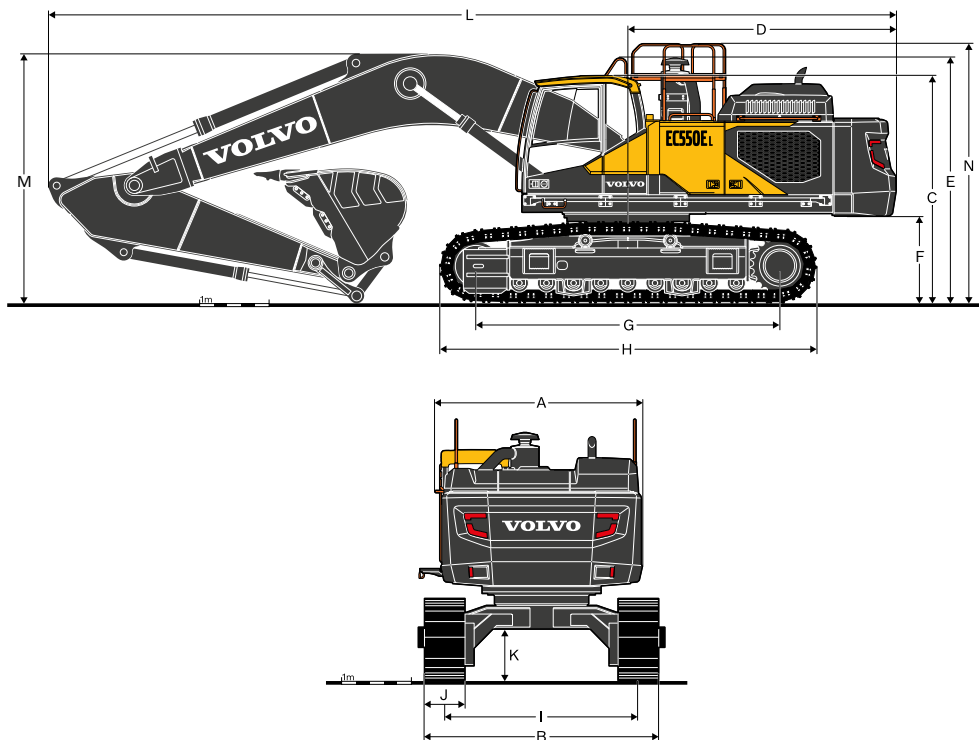
#### Swing system

The swing system uses an axial piston motors, driving a planetary gearbox for maximum torque. An automatic holding brake and anti-rebound valve are standard.

Max. slew speed	r/min	9.4
Max. slew torque	kNm	197



# Specifications



## DIMENSIONS

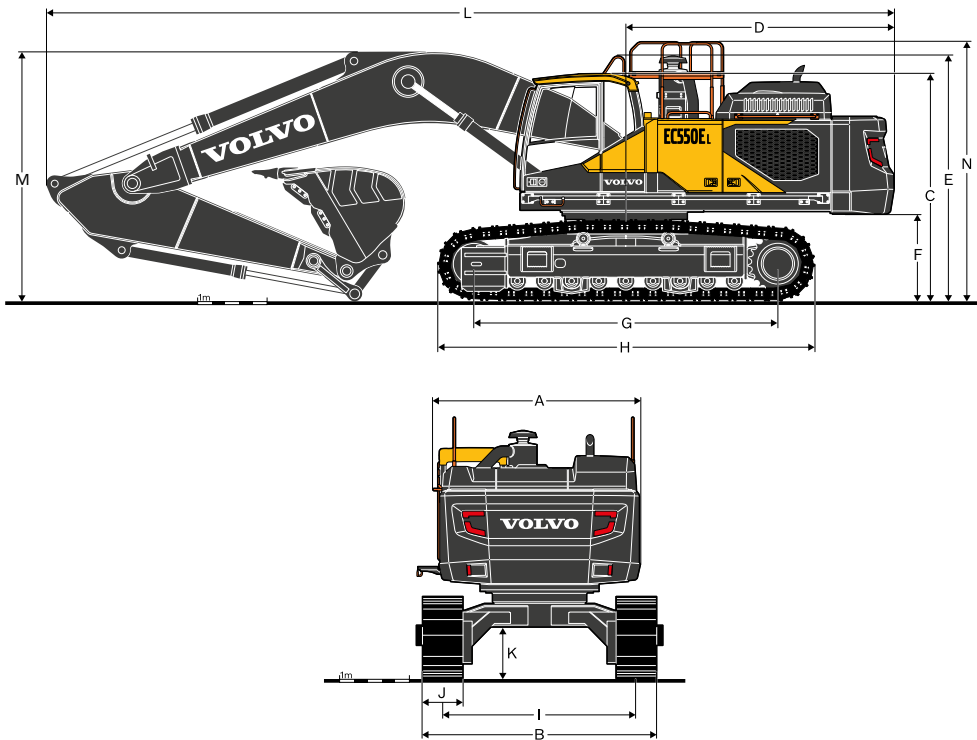
Description	Unit	EC550EL Wide retractable undercarriage					
		6.5		7.0			
Boom	m						
Arm	m	2.55	3.0	2.55	3.0	3.35	3.9
A. Overall width of upper structure **	mm	2 990	2 990	2 990	2 990	2 990	2 990
B. Overall width (retracted) ***	mm	3 400	3 400	3 400	3 400	3 400	3 400
Overall width (extended) ***	mm	3 900	3 900	3 900	3 900	3 900	3 900
C. Overall height of cab *	mm	3 415	3 415	3 415	3 415	3 415	3 415
D. Tail swing radius	mm	3 880	3 880	3 880	3 880	3 880	3 880
E. Overall height of Handrail *	mm	3 670	3 670	3 670	3 670	3 670	3 670
F. Counterweight clearance *	mm	1 370	1 370	1 370	1 370	1 370	1 370
G. Tumbler length	mm	4 515	4 515	4 515	4 515	4 515	4 515
H. Track length	mm	5 580	5 580	5 580	5 580	5 580	5 580
I. Track gauge (retracted)	mm	2 800	2 800	2 800	2 800	2 800	2 800
Track gauge (extended)	mm	3 300	3 300	3 300	3 300	3 300	3 300
J. Shoe width	mm	600	600	600	600	600	600
K. Min. ground clearance *	mm	735	735	735	735	735	735
L. Overall length ****	mm	11 770	11 760	12 270	12 260	12 240	12 235
M. Overall height of boom *, ****	mm	4 400	4 340	4 200	4 010	3 910	3 930
N. Overall height of guardrail, unfolded *	mm	3 870	3 870	3 870	3 870	3 870	3 870
N. Overall height of guardrail, folded *	mm	3 385	3 385	3 385	3 385	3 385	3 385

\* Without shoe grouser

\*\* Exclude walkway, handrail

\*\*\* Shoe end to end

\*\*\*\* Without bucket mid tooth when bucket cylinder full extended.



## DIMENSIONS

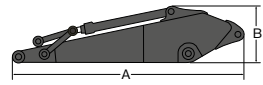
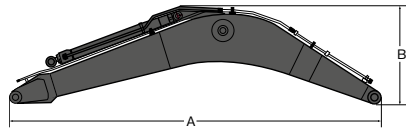
Description	Unit	EC550EL Fixed undercarriage					
		6.5		7.0			
Boom	m	2.55	3.0	2.55	3.0	3.35	3.9
Arm	m	2.55	3.0	2.55	3.0	3.35	3.9
A. Overall width of upper structure **	mm	2 990	2 990	2 990	2 990	2 990	2 990
B. Overall width	mm	3 340	3 340	3 340	3 340	3 340	3 340
C. Overall height of cab *	mm	3 265	3 265	3 265	3 265	3 265	3 265
D. Tail swing radius	mm	3 880	3 880	3 880	3 880	3 880	3 880
E. Overall height of Handrail *	mm	3 515	3 515	3 515	3 515	3 515	3 515
F. Counterweight clearance *	mm	1 220	1 220	1 220	1 220	1 220	1 220
G. Tumbler length	mm	4 400	4 400	4 400	4 400	4 400	4 400
H. Track length	mm	5 460	5 460	5 460	5 460	5 460	5 460
I. Track gauge	mm	2 740	2 740	2 740	2 740	2 740	2 740
J. Shoe width	mm	600	600	600	600	600	600
K. Min. ground clearance *	mm	490	490	490	490	490	490
L. Overall length ***	mm	11 765	11 760	12 270	12 270	12 270	12 265
M. Overall height of boom *, ***	mm	4 330	4 290	4 155	3 970	3 885	3 930
N. Overall height of guardrail, unfolded	mm	3 715	3 715	3 715	3 715	3 715	3 715
N. Overall height of guardrail, folded	mm	3 230	3 230	3 230	3 230	3 230	3 230

\* Without shoe grouser

\*\* Exclude walkway, handrail

\*\*\* Without bucket mid tooth when bucket cylinder full extended.


# Specifications



## DIMENSIONS

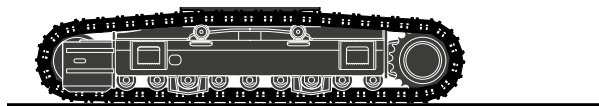
Boom				Arm					
Description	Unit	6.5 ME	7.0 HD	Description	Unit	2.55	3.0	3.35	3.9
Boom	m	6 780	7 280	Arm	m	3 805	4 270	4 620	5 170
A	mm	6 780	7 280	A	mm	3 805	4 270	4 620	5 170
B	mm	1 910	1 785	B	mm	1 260	1 260	1 260	1 260
Width	mm	906	906	Width	mm	605	605	605	605
Weight	kg	5 140	5 025	Weight	kg	2 710	2 920	2 875	3 030

\* Includes arm cylinder, piping and pin



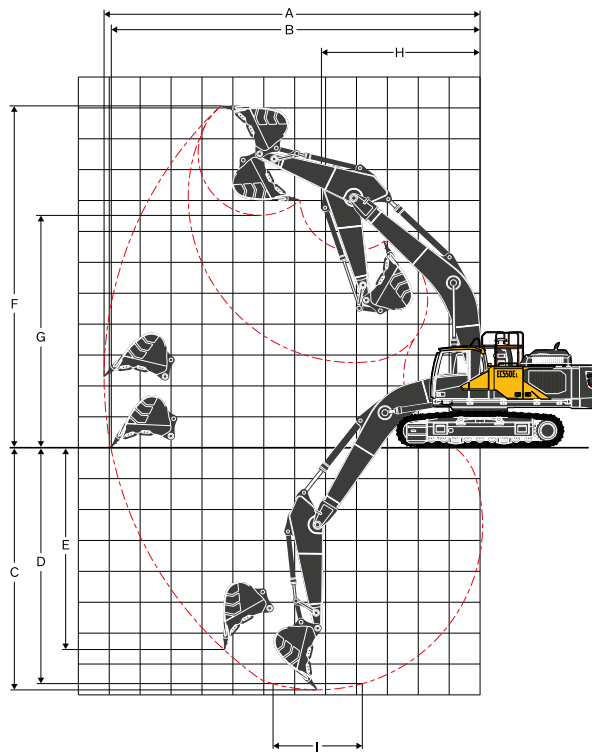
## Superstructure with boom cylinders, weight

Description	Unit	Superstructure
Weight	kg	13 370



## Lower structure, weight

Description	Unit	EC550EL	EC550EL
		Wide retractable undercarriage	Fixed undercarriage
600mm	kg	18 930	16 940
750mm	kg	19 730	17 720
900mm	kg	20 525	18 505
600mm double	kg	18 750	16 765



**WORKING RANGE**

Description	Unit	EC550EL*					
		Wide retractable undercarriage					
Boom	m	6.5		7.0			
Arm	m	2.55	3.0	2.55	3.0	3.35	3.9
A. Max. digging reach	mm	11 040	11 410	11 450	11 820	12 150	12 650
B. Max. digging reach on ground	mm	10 770	11 140	11 180	11 560	11 900	12 410
C. Max. digging depth	mm	6 550	7 000	6 870	7 320	7 670	8 220
D. Max. digging depth (2.4 m level)	mm	6 360	6 830	6 680	7 190	7 520	8 090
E. Max. vertical wall digging depth	mm	5 670	5 830	5 780	5 930	5 970	6 380
F. Max. cutting height	mm	10 900	10 900	11 060	11 060	11 200	11 370
G. Max. dumping height	mm	7 000	7 050	7 470	7 540	7 690	7 870
H. Min. front slew radius	mm	4 810	4 780	5 210	5 170	5 140	5 050

Description	Unit	EC550EL*					
		Fixed undercarriage					
Boom	m	6.5		7.0			
Arm	m	2.55	3.0	2.55	3.0	3.35	3.9
A. Max. digging reach	mm	11 040	11 330	11 480	11 850	12 170	12 670
B. Max. digging reach on ground	mm	10 800	11 090	11 240	11 610	11 950	12 460
C. Max. digging depth	mm	6 710	7 050	7 040	7 480	7 840	8 390
D. Max. digging depth (2.4 m level)	mm	6 510	6 900	6 860	7 360	7 710	8 270
E. Max. vertical wall digging depth	mm	5 820	6 000	5 980	6 120	6 160	6 570
F. Max. cutting height	mm	10 750	10 590	10 910	10 910	11 060	11 220
G. Max. dumping height	mm	6 850	7 010	7 290	7 360	7 510	7 700
H. Min. front slew radius	mm	4 810	4 780	5 210	5 170	5 140	5 050

**DIGGING FORCES WITH DIRECT FIT BUCKET**

Breakout force - bucket (Normal/Power boost)	SAE J1179	kN	267	267	251	251	251	251
	SAE J1179	kN	287	287	269	269	269	269
	ISO 6015	kN	307	307	287	287	287	287
	ISO 6015	kN	329	329	308	308	308	308
Tearout force - dipper arm (Normal/Power boost)	SAE J1179	kN	247	227	258	236	220	196
	SAE J1179	kN	265	243	277	253	235	210
	ISO 6015	kN	256	233	264	241	223	199
	ISO 6015	kN	274	250	284	258	240	213
Rotation angle, bucket		°	168	168	178	178	178	178

\*Machine with pin-on bucket

# Specifications

## MACHINE WEIGHTS AND GROUND PRESSURE

Description	EC550EL with WIDE RETRACTABLE undercarriage, 7.0 m boom, 3.35 m arm, 2 840 kg bucket, 10 600 kg counterweight				EC550EL FIXED undercarriage, 6.5 m boom, 3.0 m arm, 3 000 kg bucket, 10 600 kg counterweight		
	Shoe width	Operating weight	Ground pressure	Overall width	Operating weight	Ground pressure	Overall width
	mm	kg	kPa	mm	kg	kPa	mm
Triple grouser	600	54 240	90.7	3 900	52 600	90.1	3 340
	750	55 040	73.6	4 050	53 400	73.2	3 490
	900	55 830	62.2	4 200	54 200	61.9	3 640
Double grouser	600	54 110	90.5	3 900	52 470	89.9	3 340

## BUCKET SELECTION GUIDE

Bucket type		Capacity	Cutting width	Weight	Teeth	EC550EL wide retractable undercarriage					
						600 mm shoe, 10 600 kg counterweight					
						6.5 m ME Boom			7.0 m Boom		
						L	mm	kg	EA	2.55 m	3.0 m
Direct fit Buckets	General purpose	3 600	1 820	3 078	5	C	C	C	C	C	B
		4 000	2 060	3 247	6	C	C	C	B	B	A
	Heavy duty	3 000	1 740	2 999	5	D	D	D	D	D	C
		3 310	1 940	3 106	5	D	D	D	D	C	C
Bucket type		Capacity	Cutting width	Weight	Teeth	EC550EL fixed undercarriage					
						600 mm shoe, 10 600 kg counterweight					
						6.5 m ME Boom			7.0 m Boom		
						L	mm	kg	EA	2.55 m	3.0 m
Direct fit Buckets	General purpose	3 600	1 820	3 078	5	B	B	B	A	A	
		4 000	2 060	3 247	6	B	A	A	X	X	
	Heavy duty	3 000	1 740	2 999	5	D	C	C	B	B	
		3 310	1 940	3 106	5	C	B	B	B	A	

Please consult with your Volvo dealer for the proper match of buckets and attachments to suit the application.  
The recommendations are given as a guide only, based on typical operation conditions.  
Bucket capacity based on ISO 7451, heaped material with a 1:1 angle of repose.

### Maximum material density

D: 2 100 kg/m<sup>3</sup>  
C: 1 800 kg/m<sup>3</sup>  
B: 1 500 kg/m<sup>3</sup>  
A: 1 200 kg/m<sup>3</sup>  
X : Not recommended

## PASS MATCHES

For maximum production at lowest operating cost per ton Volvo recommends that loading and hauling machines be matched to achieve optimal performance.

For typical applications EC550E can fill 35-40 ton payload Haulers with 4-6 buckets.

Configuration\*

6,5m ME boom, 2,55m ME arm, 10600kg CWT

Payload (metric ton)					25	29	34.5	39	41	55
EC480	6.5 / 2.55	1.60	3.10	100%	5	6	7	8	8	11
550 Fixed U/C	6.5 / 3.00	1.60	3.60	100%	4	5	6	7	7	9
550 Fixed U/C	6.5 / 2.55	1.60	4.00	100%	4	4	5	6	6	9
550 Retract. U/C	7.0 / 3.35	1.60	4.00	100%	4	4	5	6	6	9
750	7.1 / 2.90	1.60	5.16	100%	3	3	4	5	5	7
EC480	6.5 / 2.55	1.80	2.60	90%	6	7	8	9	10	13
550 Fixed U/C	6.5 / 3.00	1.80	3.00	90%	5	6	7	8	8	11
550 Fixed U/C	6.5 / 2.55	1.80	3.31	90%	5	5	6	7	8	10
550 Retract. U/C	7.0 / 3.35	1.80	3.31	90%	5	5	6	7	8	10
750	7.1 / 2.90	1.80	4.65	90%	3	4	5	5	5	7

\* Indicated pass match reflect configuration, application and density shown. Job specific factors may influence exact pass match. Consult your Volvo dealer for more information.

	Well matched, 4-6 buckets
	Excavator under capacity, 7 buckets or more
	Excavator over capacity, 3 buckets or less

# Specifications

## LIFTING CAPACITY EC550EL Wide retractable undercarriage

Lifting capacity at the arm end without bucket.

For lifting capacity including bucket, simply subtract actual weight of the direct fit bucket or the bucket with quick coupler from the following values.

	Lifting hook related to ground level	1.5 m		3.0 m		4.5 m		6.0 m		7.5 m		9.0 m		10.5 m		Max. reach		m			
		Along UC	Across UC	Along UC	Across UC	Along UC	Across UC	Along UC	Across UC	Along UC	Across UC	Along UC	Across UC	Along UC	Across UC	Along UC	Across UC				
Boom : ME 6.5 m Arm : ME 2.55 m Shoe : 600 mm CWT : 10 600 kg	9.0 m	kg															*13 710	*13 710	6.1		
	7.5 m	kg															*12 460	*12 460	7.4		
	6 m	kg							*15 460	*15 460	*14 090	*14 090					*12 040	*12 040	8.2		
	4.5 m	kg						*23 390	*23 390	*17 640	*17 640	*15 010	13 780				*12 100	10 840	8.7		
	3 m	kg							*19 980	18 540	*16 180	13 360					*12 560	10 250	9.0		
	1.5 m	kg						*18 660	*18 660	*21 670	17 910	*17 140	13 000				*13 500	10 160	8.9		
	0 m	kg						*28 330	27 700	*22 260	17 610	*17 520	12 800				14 600	10 580	8.6		
	-1.5 m	kg			*21 630	*21 630	*28 310	27 850	*21 610	17 590	*16 880	12 810					*15 260	11 690	8.0		
	-3 m	kg			*32 180	*32 180	*25 040	*25 040	*19 280	17 860							*15 320	14 160	7.1		
Boom : ME 6.5 m Arm : HD 3.0 m Shoe : 600 mm CWT : 10 600 kg	9.0 m	kg															*11 410	*11 410	6.6		
	7.5 m	kg									*12 870	*12 870					*10 570	*10 570	7.8		
	6 m	kg									*13 210	*13 210					*10 290	*10 290	8.6		
	4.5 m	kg						*21 510	*21 510	*16 610	*16 610	*14 260	13 810	*11 970	10 340		*10 400	10 130	9.1		
	3 m	kg						*26 640	*26 640	*19 080	18 600	*15 540	13 330	*13 620	10 130		*10 850	9 590	9.3		
	1.5 m	kg						*25 960	*25 960	*21 030	17 860	*16 660	12 920	13 700	9 930		*11 670	9 490	9.3		
	0 m	kg						*30 000	27 420	*21 960	17 450	*17 270	12 660	*13 240	9 830		*13 090	9 820	9.0		
	-1.5 m	kg			*21 810	*21 810	*28 870	27 470	*21 720	17 350	*17 020	12 590					*14 580	10 740	8.4		
	-3 m	kg			*35 110	*35 110	*26 170	*26 170	*19 990	17 540	*15 060	12 820					*14 890	12 720	7.5		
-4.5 m	kg					*20 920	*20 920	*15 290	*15 290							*14 610	*14 610	6.2			
Boom : HD 7.0 m Arm : ME 2.55 m Shoe : 600 mm CWT : 10 600 kg	7.5 m	kg									*13 100	*13 100					*12 630	*12 630	8.0		
	6 m	kg									*13 640	*13 640					*12 280	10 860	8.8		
	4.5 m	kg							*17 810	*17 810	*14 760	13 650	*13 250	10 320			*12 350	9 840	9.3		
	3 m	kg							*20 160	18 170	*16 000	13 180	*13 770	10 110			*12 790	9 350	9.5		
	1.5 m	kg							*21 670	17 580	*16 970	12 810	13 670	9 920			12 730	9 270	9.4		
	0 m	kg						*16 090	*16 090	*22 070	17 330	*17 370	12 610	13 580	9 840		13 230	9 600	9.2		
	-1.5 m	kg						*27 490	*27 490	*21 410	17 340	*16 940	12 590				*14 120	10 480	8.6		
	-3 m	kg			*30 460	*30 460	*24 710	*24 710	*19 500	17 570	*15 020	12 830					*14 180	12 330	7.7		
	-4.5 m	kg			*24 240	*24 240	*19 790	*19 790	*15 120	*15 120							*13 550	*13 550	6.4		
Boom : HD 7.0 m Arm : HD 3.0 m Shoe : 600 mm CWT : 10 600 kg	7.5 m	kg															*10 710	*10 710	8.4		
	6 m	kg										*12 850	*12 850	*12 170	10 500		*10 510	10 120	9.2		
	4.5 m	kg						*22 740	*22 740	*16 800	*16 800	*14 050	13 660	*12 600	10 300		*10 630	9 210	9.6		
	3 m	kg							*19 280	18 220	*15 390	13 150	*13 260	10 050			*11 050	8 760	9.8		
	1.5 m	kg							*21 070	17 510	*16 510	12 720	13 570	9 810			*11 830	8 670	9.8		
	0 m	kg						*19 930	*19 930	*21 810	17 150	*17 100	12 460	13 420	9 680		12 340	8 930	9.5		
	-1.5 m	kg			*15 900	*15 900	*28 200	27 120	*21 490	17 080	*16 960	12 380	13 440	9 700			13 390	9 670	9.0		
	-3 m	kg			*28 620	*28 620	*25 770	*25 770	*20 020	17 250	*15 680	12 530					*13 730	11 180	8.2		
	-4.5 m	kg			*27 510	*27 510	*21 530	*21 530	*16 670	*16 670							*13 570	*13 570	6.9		
Boom : HD 7.0 m Arm : HD 3.35 m Shoe : 600 mm CWT : 10 600 kg	7.5 m	kg															*9 400	*9 400	*9 400	*9 400	8.8
	6 m	kg												*11 710	10 640	*9 230	*9 230	*9 230	*9 230	9.5	
	4.5 m	kg							*16 180	*16 180	*13 650	*13 650	*12 270	10 410	*9 320	8 800	*9 320	8 800	10.0		
	3 m	kg							*22 850	*22 850	*18 780	18 470	*15 070	13 290	*13 020	10 140	*9 670	8 390	*9 670	8 390	10.2
	1.5 m	kg							*16 420	*16 420	*20 780	17 700	*16 310	12 830	13 630	9 880	*10 320	8 300	*10 320	8 300	10.1
	0 m	kg							*20 970	*20 970	*21 780	17 270	*17 060	12 530	13 450	9 710	*11 370	8 530	*11 370	8 530	9.9
	-1.5 m	kg			*15 720	*15 720	*28 880	27 150	*21 730	17 140	*17 110	12 410	13 410	9 670	12 670	9 170	12 670	9 170	12 670	9 170	9.4
	-3 m	kg			*20 300	*20 300	*26 320	*26 320	*26 750	*26 750	*20 560	17 240	*16 160	12 490			*13 360	10 460	*13 360	10 460	8.6
	-4.5 m	kg					*30 200	*30 200	*22 960	*22 960	*17 760	17 620					*13 390	13 150	*13 390	13 150	7.4
-6 m	kg					*15 870	*15 870									*12 290	*12 290	*12 290	*12 290	5.6	
Boom : HD 7.0 m Arm : GP 3.9 m Shoe : 600 mm CWT : 10 600 kg	9.0 m	kg																	*7 930	*7 930	8.4
	7.5 m	kg																	*9 860	*9 860	9.4
	6 m	kg													*10 910	10 750			*7 410	*7 410	10.1
	4.5 m	kg									*12 820	*12 820	*11 590	10 480					*7 490	*7 490	10.5
	3 m	kg							*24 690	*24 690	*17 710	*17 710	*14 350	13 380	*12 450	10 170	*9 520	7 990	*7 750	*7 750	10.7
	1.5 m	kg							*21 740	*21 740	*20 000	17 810	*15 740	12 870	*13 270	9 870	*9 960	7 850	*8 250	7 690	10.6
	0 m	kg							*22 680	*22 680	*21 370	17 260	*16 710	12 500	13 390	9 650			*9 030	7 870	10.4
	-1.5 m	kg	*11 000	*11 000	*15 430	*15 430	*28 930	26 920	*21 720	17 020	*17 040	12 310	13 280	9 550					*10 270	8 380	9.9
	-3 m	kg	*18 010	*18 010	*23 640	*23 640	*27 750	27 090	*21 000	17 040	*16 520	12 310	*13 060	9 620					*12 390	9 400	9.2
-4.5 m	kg	*26 130	*26 130	*33 650	*33 650	*24 650	*24 650	*18 910	17 310	*14 560	12 550							*12 890	11 410	8.1	
-6 m	kg			*25 190	*25 190	*19 020	*19 020	*14 120	*14 120									*12 560	*12 560	6.4	

Notes: 1. Machine in "Fine Mode-F" (Power Boost) for lifting capacities. 2. The above loads are in compliance with SAE J1097 and ISO 10567 Hydraulic Excavator Lifting Capacity Standards. 3. Rated loads do not exceed 87% of hydraulic lifting capacity or 75% of tipping load. 4. Rated loads marked with an asterisk (\*) are limited by hydraulic capacity rather than tipping load.



**LIFTING CAPACITY EC550EL Wide retractable undercarriage**

Lifting capacity at the arm end without bucket.

For lifting capacity including bucket, simply subtract actual weight of the direct fit bucket or the bucket with quick coupler from the following values.

	Lifting hook related to ground level	1.5 m		3.0 m		4.5 m		6.0 m		7.5 m		9.0 m		10.5 m		Max. reach		m	
		Along UC	Across UC	Along UC	Across UC	Along UC	Across UC	Along UC	Across UC	Along UC	Across UC	Along UC	Across UC	Along UC	Across UC	Along UC	Across UC		
Boom : ME 6.5 m Arm : ME 2.55 m Shoe : 750 mm CWT : 10 600 kg	9.0 m kg												*13 710	*13 710			*13 710	*13 710	6.1
	7.5 m kg																*12 460	*12 460	7.4
	6 m kg							*15 460	*15 460	*14 090	*14 090						*12 040	*12 040	8.2
	4.5 m kg						*23 390	*23 390	*17 640	*17 640	*15 010	13 970					*12 100	10 990	8.7
	3 m kg								*19 980	18 790	*16 180	13 540					*12 560	10 390	9.0
	1.5 m kg						*18 660	*18 660	*21 670	18 160	*17 140	13 180					*13 500	10 310	8.9
	0 m kg						*28 330	28 090	*22 260	17 850	*17 520	12 980					14 810	10 730	8.6
	-1.5 m kg			*21 630	*21 630	*28 310	28 240	*21 610	17 840	*16 880	12 990						*15 260	11 860	8.0
	-3 m kg			*32 180	*32 180	*25 040	*25 040	*19 280	18 110								*15 320	14 360	7.1
Boom : ME 6.5 m Arm : HD 3.0 m Shoe : 750 mm CWT : 10 600 kg	9.0 m kg																*11 410	*11 410	6.6
	7.5 m kg										*12 870	*12 870					*10 570	*10 570	7.8
	6 m kg										*13 210	*13 210					*10 290	*10 290	8.6
	4.5 m kg						*21 510	*21 510	*16 610	*16 610	*14 260	14 000	*11 970	10 480			*10 400	10 280	9.1
	3 m kg						*26 640	*26 640	*19 080	18 850	*15 540	13 520	*13 620	10 280			*10 850	9 730	9.3
	1.5 m kg						*25 960	*25 960	*21 030	18 110	*16 660	13 100	13 900	10 080			*11 670	9 630	9.3
	0 m kg						*30 000	27 800	*21 960	17 700	*17 270	12 840	*13 240	9 980			*13 090	9 970	9.0
	-1.5 m kg			*21 810	*21 810	*28 870	27 850	*21 720	17 600	*17 020	12 780						*14 580	10 900	8.4
	-3 m kg			*35 110	*35 110	*26 170	*26 170	*19 990	17 790	*15 060	13 000						*14 890	12 900	7.5
-4.5 m kg					*20 920	*20 920	*15 290	*15 290								*14 610	*14 610	6.2	
Boom : HD 7.0 m Arm : ME 2.55 m Shoe : 750 mm CWT : 10 600 kg	7.5 m kg											*13 100	*13 100				*12 630	*12 630	8.0
	6 m kg											*13 640	*13 640				*12 280	11 010	8.8
	4.5 m kg							*17 810	*17 810	*14 760	13 830	*13 250	10 460				*12 350	9 980	9.3
	3 m kg							*20 160	18 420	*16 000	13 360	*13 770	10 250				*12 790	9 480	9.5
	1.5 m kg							*21 670	17 830	*16 970	13 000	13 870	10 070				12 920	9 410	9.4
	0 m kg						*16 090	*16 090	*22 070	17 580	*17 370	12 790	13 780	9 980			13 430	9 740	9.2
	-1.5 m kg						*27 490	*27 490	*21 410	17 580	*16 940	12 780					*14 120	10 640	8.6
	-3 m kg			*30 460	*30 460	*24 710	*24 710	*19 500	17 820	*15 020	13 010						*14 180	12 510	7.7
	-4.5 m kg			*24 240	*24 240	*19 790	*19 790	*15 120	*15 120								*13 550	*13 550	6.4
Boom : HD 7.0 m Arm : HD 3.0 m Shoe : 750 mm CWT : 10 600 kg	7.5 m kg																*10 710	*10 710	8.4
	6 m kg											*12 850	*12 850	*12 170	10 640		*10 510	10 260	9.2
	4.5 m kg					*22 740	*22 740	*16 800	*16 800	*14 050	13 850	*12 600	10 450				*10 630	9 340	9.6
	3 m kg							*19 280	18 460	*15 390	13 330	*13 260	10 190				*11 050	8 890	9.8
	1.5 m kg							*21 070	17 750	*16 510	12 910	13 770	9 960				*11 830	8 800	9.8
	0 m kg						*19 930	*19 930	*21 810	17 400	*17 100	12 640	13 620	9 820			12 530	9 070	9.5
	-1.5 m kg			*15 900	*15 900	*28 200	27 500	*21 490	17 330	*16 960	12 570	*13 550	9 840				*13 490	9 810	9.0
	-3 m kg			*28 620	*28 620	*25 770	*25 770	*20 020	17 500	*15 680	12 710						*13 730	11 340	8.2
	-4.5 m kg			*27 510	*27 510	*21 530	*21 530	*16 670	*16 670								*13 570	*13 570	6.9
Boom : HD 7.0 m Arm : HD 3.35 m Shoe : 750 mm CWT : 10 600 kg	7.5 m kg																*9 400	*9 400	8.8
	6 m kg												*11 710	10 780			*9 230	*9 230	9.5
	4.5 m kg							*16 180	*16 180	*13 650	*13 650	*12 270	10 560				*9 320	8 930	10.0
	3 m kg						*22 850	*22 850	*18 780	18 720	*15 070	13 470	*13 020	10 280			*9 670	8 520	10.2
	1.5 m kg						*16 420	*16 420	*20 780	17 950	*16 310	13 020	*13 700	10 030			*10 320	8 430	10.1
	0 m kg						*20 970	*20 970	*21 780	17 520	*17 060	12 720	13 650	9 850			*11 370	8 660	9.9
	-1.5 m kg			*15 720	*15 720	*28 880	27 530	*21 730	17 390	*17 110	12 600	13 610	9 820				12 860	9 310	9.4
	-3 m kg			*20 300	*20 300	*26 320	*26 320	*26 750	*26 750	*20 560	17 490	*16 160	12 680				*13 360	10 610	8.6
	-4.5 m kg			*30 200	*30 200	*22 960	*22 960	*17 760	*17 760								*13 390	13 330	7.4
-6 m kg					*15 870	*15 870										*12 290	*12 290	5.6	
Boom : HD 7.0 m Arm : GP 3.9 m Shoe : 750 mm CWT : 10 600 kg	9.0 m kg																*7 930	*7 930	8.4
	7.5 m kg													*9 860	*9 860		*7 530	*7 530	9.4
	6 m kg													*10 910	10 890		*7 410	*7 410	10.1
	4.5 m kg										*12 820	*12 820	*11 590	10 630			*7 490	*7 490	10.5
	3 m kg						*24 690	*24 690	*17 710	*17 710	*14 350	13 560	*12 450	10 310	*9 520	8 110	*7 750	*7 750	10.7
	1.5 m kg						*21 740	*21 740	*20 000	18 060	*15 740	13 050	*13 270	10 010	*9 960	7 970	*8 250	7 810	10.6
	0 m kg						*22 680	*22 680	*21 370	17 510	*16 710	12 680	13 590	9 790			*9 030	7 990	10.4
	-1.5 m kg	*11 000	*11 000	*15 430	*15 430	*28 930	27 300	*21 720	17 270	*17 040	12 500	13 480	9 690				*10 270	8 510	9.9
	-3 m kg	*18 010	*18 010	*23 640	*23 640	*27 750	27 480	*21 000	17 290	*16 520	12 500	*13 060	9 760				*12 390	9 540	9.2
-4.5 m kg	*26 130	*26 130	*33 650	*33 650	*24 650	*24 650	*18 910	17 560	*14 560	12 740						*12 890	11 580	8.1	
-6 m kg			*25 190	*25 190	*19 020	*19 020	*14 120	*14 120								*12 560	*12 560	6.4	

Notes: 1. Machine in "Fine Mode-F" (Power Boost) for lifting capacities, 2. The above loads are in compliance with SAE J1097 and ISO 10567 Hydraulic Excavator Lifting Capacity Standards. 3. Rated loads do not exceed 87% of hydraulic lifting capacity or 75% of tipping load. 4. Rated loads marked with an asterisk (\*) are limited by hydraulic capacity rather than tipping load.

# Specifications

## LIFTING CAPACITY EC550EL Wide retractable undercarriage

Lifting capacity at the arm end without bucket.

For lifting capacity including bucket, simply subtract actual weight of the direct fit bucket or the bucket with quick coupler from the following values.

	Lifting hook related to ground level	1.5 m		3.0 m		4.5 m		6.0 m		7.5 m		9.0 m		10.5 m		Max. reach		m			
		Along UC	Across UC	Along UC	Across UC	Along UC	Across UC	Along UC	Across UC	Along UC	Across UC	Along UC	Across UC	Along UC	Across UC	Along UC	Across UC				
Boom : ME 6.5 m Arm : ME 2.55 m Shoe : 900 mm CWT : 10 600 kg	9.0 m kg																*13 710	*13 710	6.1		
	7.5 m kg																	*12 460	*12 460	7.4	
	6 m kg								*15 460	*15 460	*14 090	*14 090						*12 040	*12 040	8.2	
	4.5 m kg							*23 390	*23 390	*17 640	*17 640	*15 010	14 150					*12 100	11 140	8.7	
	3 m kg									*19 980	19 040	*16 180	13 720					*12 560	10 540	9.0	
	1.5 m kg							*18 660	*18 660	*21 670	18 410	*17 140	13 370					*13 500	10 450	8.9	
	0 m kg							*28 330	*28 330	*22 260	18 100	*17 520	13 170					*14 930	10 880	8.6	
	-1.5 m kg				*21 630	*21 630	*28 310	*28 310	*21 610	18 090	*16 880	13 170						*15 260	12 030	8.0	
	-3 m kg				*32 180	*32 180	*25 040	*25 040	*19 280	18 360								*15 320	14 550	7.1	
Boom : ME 6.5 m Arm : HD 3.0 m Shoe : 900 mm CWT : 10 600 kg	9.0 m kg																	*11 410	*11 410	6.6	
	7.5 m kg										*12 870	*12 870						*10 570	*10 570	7.8	
	6 m kg										*13 210	*13 210						*10 290	*10 290	8.6	
	4.5 m kg							*21 510	*21 510	*16 610	*16 610	*14 260	14 180	*11 970	10 630			*10 400	*10 400	9.1	
	3 m kg							*26 640	*26 640	*19 080	*19 080	*15 540	13 700	*13 620	10 420			*10 850	9 870	9.3	
	1.5 m kg							*25 960	*25 960	*21 030	18 350	*16 660	13 280	14 100	10 220			*11 670	9 770	9.3	
	0 m kg							*30 000	28 180	*21 960	17 950	*17 270	13 020	*13 240	10 120			*13 090	10 110	9.0	
	-1.5 m kg				*21 810	*21 810	*28 870	28 230	*21 720	17 850	*17 020	12 960						*14 580	11 060	8.4	
	-3 m kg				*35 110	*35 110	*26 170	*26 170	*19 990	18 030	*15 060	13 180						*14 890	13 080	7.5	
-4.5 m kg						*20 920	*20 920	*15 290	*15 290								*14 610	*14 610	6.2		
Boom : HD 7.0 m Arm : ME 2.55 m Shoe : 900 mm CWT : 10 600 kg	7.5 m kg										*13 100	*13 100						*12 630	*12 630	8.0	
	6 m kg										*13 640	*13 640						*12 280	11 160	8.8	
	4.5 m kg								*17 810	*17 810	*14 760	14 010	*13 250	10 610				*12 350	10 120	9.3	
	3 m kg								*20 160	18 670	*16 000	13 550	*13 770	10 400				*12 790	9 620	9.5	
	1.5 m kg								*21 670	18 080	*16 970	13 180	14 070	10 210				13 110	9 540	9.4	
	0 m kg								*16 090	*16 090	*22 070	17 830	*17 370	12 980	13 980	10 130			13 630	9 890	9.2
	-1.5 m kg								*27 490	*27 490	*21 410	17 830	*16 940	12 960				*14 120	10 790	8.6	
	-3 m kg				*30 460	*30 460	*24 710	*24 710	*19 500	18 070	*15 020	13 190						*14 180	12 680	7.7	
	-4.5 m kg				*24 240	*24 240	*19 790	*19 790	*15 120	*15 120								*13 550	*13 550	6.4	
Boom : HD 7.0 m Arm : HD 3.0 m Shoe : 900 mm CWT : 10 600 kg	7.5 m kg																	*10 710	*10 710	8.4	
	6 m kg											*12 850	*12 850	*12 170	10 790			*10 510	10 410	9.2	
	4.5 m kg								*22 740	*22 740	*16 800	*16 800	*14 050	14 030	*12 600	10 600			*10 630	9 480	9.6
	3 m kg								*19 280	18 710	*15 390	13 510	*13 260	10 340				*11 050	9 020	9.8	
	1.5 m kg								*21 070	18 000	*16 510	13 090	*13 850	10 100				*11 830	8 930	9.8	
	0 m kg								*19 930	*19 930	*21 810	17 650	*17 100	12 830	13 820	9 970			12 720	9 200	9.5
	-1.5 m kg				*15 900	*15 900	*28 200	27 890	*21 490	17 580	*16 960	12 750	*13 550	9 990				*13 490	9 960	9.0	
	-3 m kg				*28 620	*28 620	*25 770	*25 770	*20 020	17 750	*15 680	12 890						*13 730	11 500	8.2	
	-4.5 m kg				*27 510	*27 510	*21 530	*21 530	*16 670	*16 670								*13 570	*13 570	6.9	
Boom : HD 7.0 m Arm : HD 3.35 m Shoe : 900 mm CWT : 10 600 kg	7.5 m kg																	*9 400	*9 400	8.8	
	6 m kg													*11 710	10 930			*9 230	*9 230	9.5	
	4.5 m kg								*16 180	*16 180	*13 650	*13 650	*12 270	10 700				*9 320	9 060	10.0	
	3 m kg								*22 850	*22 850	*18 780	*18 780	*15 070	13 650	*13 020	10 430			*9 670	8 640	10.2
	1.5 m kg								*16 420	*16 420	*20 780	18 190	*16 310	13 200	*13 700	10 170			*10 320	8 550	10.1
	0 m kg								*20 970	*20 970	*21 780	17 770	*17 060	12 900	13 850	10 000			*11 370	8 790	9.9
	-1.5 m kg				*15 720	*15 720	*28 880	27 910	*21 730	17 630	*17 110	12 780	13 810	9 960				13 060	9 450	9.4	
	-3 m kg				*20 300	*20 300	*26 320	*26 320	*26 750	*26 750	*20 560	17 740	*16 160	12 860				*13 360	10 770	8.6	
	-4.5 m kg				*30 200	*30 200	*22 960	*22 960	*17 760	*17 760								*13 390	*13 390	7.4	
-6 m kg						*15 870	*15 870										*12 290	*12 290	5.6		
Boom : HD 7.0 m Arm : GP 3.9 m Shoe : 900 mm CWT : 10 600 kg	9.0 m kg																	*7 930	*7 930	8.4	
	7.5 m kg													*9 860	*9 860			*7 530	*7 530	9.4	
	6 m kg													*10 910	*10 910			*7 410	*7 410	10.1	
	4.5 m kg											*12 820	*12 820	*11 590	10 770			*7 490	*7 490	10.5	
	3 m kg								*24 690	*24 690	*17 710	*17 710	*14 350	13 750	*12 450	10 460	*9 520	8 230	*7 750	*7 750	10.7
	1.5 m kg								*21 740	*21 740	*20 000	18 310	*15 740	13 230	*13 270	10 160	*9 960	8 090	*8 250	7 930	10.6
	0 m kg								*22 680	*22 680	*21 370	17 750	*16 710	12 870	13 800	9 940			*9 030	8 110	10.4
	-1.5 m kg		*11 000	*11 000	*15 430	*15 430	*28 930	27 680	*21 720	17 520	*17 040	12 680	13 690	9 840				*10 270	8 640	9.9	
	-3 m kg		*18 010	*18 010	*23 640	*23 640	*27 750	*27 750	*21 000	17 540	*16 520	12 680	*13 060	9 910				*12 390	9 680	9.2	
-4.5 m kg		*26 130	*26 130	*33 650	*33 650	*24 650	*24 650	*18 910	17 800	*14 560	12 920						*12 890	11 750	8.1		
-6 m kg				*25 190	*25 190	*19 020	*19 020	*14 120	*14 120								*12 560	*12 560	6.4		

Notes: 1. Machine in "Fine Mode-F" (Power Boost) for lifting capacities, 2. The above loads are in compliance with SAE J1097 and ISO 10567 Hydraulic Excavator Lifting Capacity Standards. 3. Rated loads do not exceed 87% of hydraulic lifting capacity or 75% of tipping load. 4. Rated loads marked with an asterisk (\*) are limited by hydraulic capacity rather than tipping load.

**LIFTING CAPACITY EC550EL Wide retractable undercarriage**

Lifting capacity at the arm end without bucket.

For lifting capacity including bucket, simply subtract actual weight of the direct fit bucket or the bucket with quick coupler from the following values.

	Lifting hook related to ground level	1.5 m		3.0 m		4.5 m		6.0 m		7.5 m		9.0 m		10.5 m		Max. reach		m	
		Along UC	Across UC	Along UC	Across UC	Along UC	Across UC	Along UC	Across UC	Along UC	Across UC	Along UC	Across UC	Along UC	Across UC	Along UC	Across UC		
Boom : ME 6.5 m Arm : ME 2.55 m Shoe : 600 mm double CWT : 10 600 kg	9.0 m kg																*13 690	*13 690	6.1
	7.5 m kg																*12 460	*12 460	7.4
	6 m kg							*15 480	*15 480	*14 090	*14 090						*12 040	*12 040	8.2
	4.5 m kg					*23 440	*23 440	*17 660	*17 660	*15 020	13 740						*12 090	10 800	8.7
	3 m kg							*20 000	18 480	*16 190	13 310						*12 560	10 210	9.0
	1.5 m kg					*18 700	*18 700	*21 680	17 850	*17 150	12 960						*13 500	10 130	8.9
	0 m kg					*28 430	27 620	*22 260	17 550	*17 520	12 760						14 560	10 550	8.6
	-1.5 m kg			*21 760	*21 760	*28 290	27 770	*21 600	17 540	*16 860	12 770						*15 260	11 670	8.0
	-3 m kg			*32 140	*32 140	*25 000	*25 000	*19 250	17 810								*15 320	14 140	7.1
Boom : ME 6.5 m Arm : HD 3.0 m Shoe : 600 mm double CWT : 10 600 kg	9.0 m kg																*11 400	*11 400	6.6
	7.5 m kg									*12 870	*12 870						*10 560	*10 560	7.8
	6 m kg									*13 220	*13 220						*10 290	*10 290	8.6
	4.5 m kg					*21 560	*21 560	*16 630	*16 630	*14 270	13 770	*12 000	10 300				*10 410	10 100	9.1
	3 m kg					*26 670	*26 670	*19 100	18 540	*15 550	13 290	*13 630	10 100				*10 850	9 560	9.3
	1.5 m kg					*25 950	*25 950	*21 040	17 800	*16 670	12 870	13 650	9 900				*11 680	9 460	9.3
	0 m kg					*29 990	27 330	*21 970	17 390	*17 270	12 610	*13 180	9 800				*13 100	9 790	9.0
	-1.5 m kg			*21 900	*21 900	*28 860	27 380	*21 710	17 300	*17 020	12 550						*14 580	10 720	8.4
	-3 m kg			*35 070	*35 070	*26 140	*26 140	*19 970	17 490	*15 030	12 780						*14 890	12 700	7.5
-4.5 m kg					*20 870	*20 870	*15 220	*15 220								*14 600	*14 600	6.1	
Boom : HD 7.0 m Arm : ME 2.55 m Shoe : 600 mm double CWT : 10 600 kg	7.5 m kg									*13 100	*13 100						*12 610	*12 610	8.0
	6 m kg									*13 640	*13 640						*12 280	10 820	8.8
	4.5 m kg							*17 830	*17 830	*14 770	13 600	*13 250	10 290				*12 340	9 800	9.3
	3 m kg							*20 180	18 110	*16 010	13 140	*13 780	10 070				12 760	9 310	9.5
	1.5 m kg							*21 680	17 520	*16 980	12 770	13 620	9 890				12 690	9 240	9.4
	0 m kg					*16 190	*16 190	*22 070	17 270	*17 370	12 570	13 530	9 800				13 190	9 570	9.2
	-1.5 m kg					*27 470	*27 470	*21 400	17 280	*16 930	12 550						*14 120	10 460	8.6
	-3 m kg			*30 420	*30 420	*24 680	*24 680	*19 480	17 520	*15 000	12 790						*14 180	12 310	7.7
	-4.5 m kg			*24 180	*24 180	*19 740	*19 740	*15 060	*15 060								*13 540	*13 540	6.4
Boom : HD 7.0 m Arm : HD 3.0 m Shoe : 600 mm double CWT : 10 600 kg	7.5 m kg																*10 700	*10 700	8.5
	6 m kg									*12 860	*12 860	*12 170	10 470				*10 500	10 080	9.2
	4.5 m kg					*22 780	*22 780	*16 820	*16 820	*14 060	13 620	*12 610	10 270				*10 620	9 170	9.6
	3 m kg							*19 300	18 150	*15 400	13 100	*13 270	10 010				*11 050	8 720	9.8
	1.5 m kg							*21 080	17 450	*16 510	12 680	13 520	9 780				*11 830	8 640	9.8
	0 m kg					*20 010	*20 010	*21 810	17 090	*17 110	12 420	13 370	9 640				12 310	8 910	9.5
	-1.5 m kg			*15 990	*15 990	*28 190	27 030	*21 490	17 030	*16 960	12 340	13 390	9 660				13 360	9 640	9.0
	-3 m kg			*28 730	*28 730	*25 740	*25 740	*20 000	17 200	*15 660	12 490						*13 730	11 160	8.2
	-4.5 m kg			*27 450	*27 450	*21 480	*21 480	*16 630	*16 630								*13 570	*13 570	6.9
Boom : HD 7.0 m Arm : HD 3.35 m Shoe : 600 mm double CWT : 10 600 kg	7.5 m kg																*9 400	*9 400	8.8
	6 m kg											*11 710	10 610				*9 230	*9 230	9.5
	4.5 m kg							*16 200	*16 200	*13 660	*13 660	*12 270	10 380				*9 330	8 770	10.0
	3 m kg					*22 700	*22 700	*18 800	18 410	*15 080	13 240	*13 020	10 100				*9 690	8 360	10.2
	1.5 m kg					*16 430	*16 430	*20 790	17 640	*16 310	12 790	13 590	9 850				*10 320	8 270	10.1
	0 m kg					*21 030	*21 030	*21 790	17 210	*17 060	12 490	13 400	9 680				*11 380	8 510	9.9
	-1.5 m kg			*15 800	*15 800	*28 870	27 060	*21 730	17 080	*17 110	12 370	13 360	9 640				12 640	9 150	9.4
	-3 m kg	*20 370	*20 370	*26 410	*26 410	*26 730	*26 730	*20 540	17 190	*16 150	12 450						*13 360	10 440	8.6
	-4.5 m kg			*30 140	*30 140	*22 920	*22 920	*17 730	17 560								*13 390	13 140	7.4
-6 m kg					*15 790	*15 790										*12 270	*12 270	5.5	
Boom : HD 7.0 m Arm : GP 3.9 m Shoe : 600 mm double CWT : 10 600 kg	9.0 m kg																*7 920	*7 920	8.4
	7.5 m kg												*9 890	*9 890			*7 530	*7 530	9.4
	6 m kg												*10 910	10 720			*7 410	*7 410	10.1
	4.5 m kg									*12 830	*12 830	*11 600	10 450				*7 490	*7 490	10.5
	3 m kg					*24 730	*24 730	*17 730	*17 730	*14 360	13 330	*12 460	10 130	*9 530	7 960		*7 760	7 750	10.7
	1.5 m kg					*21 720	*21 720	*20 010	17 750	*15 750	12 820	*13 270	9 830	*9 950	7 820		*8 250	7 660	10.6
	0 m kg					*22 710	*22 710	*21 380	17 200	*16 710	12 460	13 350	9 610				*9 040	7 840	10.4
	-1.5 m kg	*11 050	*11 050	*15 490	*15 490	*29 000	26 830	*21 720	16 960	*17 040	12 270	13 240	9 510				*10 290	8 360	9.9
	-3 m kg	*18 070	*18 070	*23 710	*23 710	*27 730	27 010	*20 990	16 990	*16 520	12 270	*13 050	9 590				*12 420	9 380	9.2
-4.5 m kg	*26 200	*26 200	*33 600	*33 600	*24 610	*24 610	*18 880	17 260	*14 540	12 520						*12 890	11 400	8.1	
-6 m kg			*25 100	*25 100	*18 960	*18 960	*14 060	*14 060								*12 560	*12 560	6.4	

Notes: 1. Machine in "Fine Mode-F" (Power Boost) for lifting capacities, 2. The above loads are in compliance with SAE J1097 and ISO 10567 Hydraulic Excavator Lifting Capacity Standards. 3. Rated loads do not exceed 87% of hydraulic lifting capacity or 75% of tipping load. 4. Rated loads marked with an asterisk (\*) are limited by hydraulic capacity rather than tipping load.

# Specifications

## LIFTING CAPACITY EC550EL Wide retractable undercarriage

Lifting capacity at the arm end without bucket.

For lifting capacity including bucket, simply subtract actual weight of the direct fit bucket or the bucket with quick coupler from the following values.

	Lifting hook related to ground level	1.5 m		3.0 m		4.5 m		6.0 m		7.5 m		9.0 m		10.5 m		Max. reach		m		
		Along UC	Across UC	Along UC	Across UC	Along UC	Across UC	Along UC	Across UC	Along UC	Across UC	Along UC	Across UC	Along UC	Across UC	Along UC	Across UC			
Boom : XD7.0 Arm : ME 2.55 m Shoe : 600 mm Triple CWT : 10 600 kg	7.5 m	kg									*13 050	*13 050					*12 630	*12 630	8.0	
	6 m	kg									*13 580	*13 580					*12 280	10 840	8.8	
	4.5 m	kg							*17 730	*17 730	*14 690	13 630	*13 180	10 290			*12 350	9 810	9.3	
	3 m	kg							*20 060	18 130	*15 930	13 150	*13 700	10 070			12 780	9 310	9.5	
	1.5 m	kg							*21 560	17 520	*16 880	12 770	13 640	9 880			12 710	9 230	9.4	
	0 m	kg					*16 090	*16 090	*21 950	17 260	*17 280	12 560	13 540	9 790			13 200	9 560	9.2	
	-1.5 m	kg					*27 330	*27 330	*21 290	17 260	*16 850	12 540					*14 040	10 440	8.6	
	-3 m	kg			*30 240	*30 240	*24 560	*24 560	*19 380	17 500	*14 930	12 780					*14 100	12 290	7.7	
-4.5 m	kg			*24 040	*24 040	*19 650	*19 650	*15 010	*15 010							*13 450	*13 450	6.4		
Boom : XD7.0 Arm : HD 3.0 m Shoe : 600 mm Triple CWT : 10 600 kg	7.5 m	kg															*10 710	*10 710	8.4	
	6 m	kg									*12 800	*12 800	*12 110	10 480			*10 510	10 100	9.2	
	4.5 m	kg					*22 650	*22 650	*16 730	*16 730	*13 990	13 650	*12 540	10 280			*10 630	9 180	9.6	
	3 m	kg							*19 190	18 180	*15 320	13 120	*13 200	10 020			*11 050	8 720	9.8	
	1.5 m	kg							*20 960	17 450	*16 420	12 680	13 540	9 780			*11 830	8 630	9.8	
	0 m	kg					*19 930	*19 930	*21 690	17 080	*17 010	12 410	13 390	9 630			12 310	8 890	9.5	
	-1.5 m	kg			*15 900	*15 900	*28 040	27 010	*21 370	17 010	*16 860	12 330	13 410	9 650			13 360	9 620	9.0	
	-3 m	kg			*28 620	*28 620	*25 610	*25 610	*19 900	17 180	*15 580	12 480					*13 650	11 130	8.2	
-4.5 m	kg			*27 300	*27 300	*21 380	*21 380	*16 560	*16 560							*13 480	*13 480	6.9		
Boom : XD7.0 Arm : XD 3.35 m Shoe : 600 mm Triple CWT : 10 600 kg	7.5 m	kg																*9 380	*9 380	8.8
	6 m	kg											*11 580	10 570			*9 200	*9 200	9.5	
	4.5 m	kg							*16 030	*16 030	*13 510	*13 510	*12 140	10 330			*9 300	8 720	10.0	
	3 m	kg					*22 840	*22 840	*18 590	18 350	*14 920	13 190	*12 880	10 040			*9 640	8 300	10.2	
	1.5 m	kg					*16 400	*16 400	*20 570	17 550	*16 130	12 720	13 540	9 780			*10 290	8 210	10.1	
	0 m	kg					*20 950	*20 950	*21 550	17 100	*16 870	12 400	13 350	9 600			*11 340	8 430	9.9	
	-1.5 m	kg			*15 690	*15 690	*28 580	26 890	*21 500	16 960	*16 920	12 280	13 310	9 560			12 580	9 060	9.4	
	-3 m	kg	*20 280	*20 280	*26 300	*26 300	*26 460	*26 460	*20 330	17 080	*15 980	12 360					*13 190	10 350	8.6	
-4.5 m	kg			*29 820	*29 820	*22 690	*22 690	*17 550	17 460							*13 220	13 030	7.4		
-6 m	kg					*15 630	*15 630									*12 100	*12 100	5.6		

Notes: 1. Machine in "Fine Mode-F" (Power Boost) for lifting capacities. 2. The above loads are in compliance with SAE J1097 and ISO 10567 Hydraulic Excavator Lifting Capacity Standards. 3. Rated loads do not exceed 87% of hydraulic lifting capacity or 75% of tipping load. 4. Rated loads marked with an asterisk (\*) are limited by hydraulic capacity rather than tipping load.

**LIFTING CAPACITY EC550EL Fixed undercarriage**

Lifting capacity at the arm end without bucket.

For lifting capacity including bucket, simply subtract actual weight of the direct fit bucket or the bucket with quick coupler from the following values.

	Lifting hook related to ground level	1.5 m		3.0 m		4.5 m		6.0 m		7.5 m		9.0 m		10.5 m		Max. reach		m		
		Along UC	Across UC	Along UC	Across UC	Along UC	Across UC	Along UC	Across UC	Along UC	Across UC	Along UC	Across UC	Along UC	Across UC	Along UC	Across UC			
Model : EC550E Boom : ME 6.5 m Arm : ME 2.55 m Shoe : 600 mm CWT : 10 600 kg	9.0 m kg																*13 710	*13 710	6.1	
	7.5 m kg																*12 460	11 740	7.4	
	6 m kg							*15 460	*15 460	*14 090	11 350						*12 040	9 700	8.2	
	4.5 m kg						*23 390	*23 390	*17 640	15 370	*15 010	11 000					*12 100	8 650	8.7	
	3 m kg								*19 980	14 540	*16 180	10 590					*12 560	8 140	9.0	
	1.5 m kg						*18 660	*18 660	*21 670	13 950	16 860	10 250					13 010	8 040	8.9	
	0 m kg						*28 330	20 870	*22 260	13 660	16 640	10 060					13 590	8 360	8.6	
	-1.5 m kg			*21 630	*21 630	*28 310	21 000	*21 610	13 650	16 650	10 070						15 100	9 230	8.0	
	-3 m kg			*32 180	*32 180	*25 040	21 390	*19 280	13 900								*15 320	11 160	7.1	
Model : EC550E Boom : ME 6.5 m Arm : HD 3.0 m Shoe : 600 mm CWT : 10 600 kg	9.0 m kg																*11 410	*11 410	6.6	
	7.5 m kg									*12 870	11 600						*10 570	*10 570	7.8	
	6 m kg									*13 210	11 420						*10 290	9 000	8.6	
	4.5 m kg						*21 510	*21 510	*16 610	15 480	*14 260	11 020	*11 970	8 230			*10 400	8 060	9.1	
	3 m kg						*26 640	22 060	*19 080	14 580	*15 540	10 560	12 970	8 030			*10 850	7 600	9.3	
	1.5 m kg						*25 960	20 940	*21 030	13 890	*16 660	10 170	12 750	7 840			*11 670	7 490	9.3	
	0 m kg						*30 000	20 590	*21 960	13 510	16 500	9 920	12 650	7 740			12 630	7 740	9.0	
	-1.5 m kg			*21 810	*21 810	*28 870	20 640	*21 720	13 410	16 440	9 860						13 870	8 450	8.4	
	-3 m kg			*35 110	*35 110	*26 170	20 960	*19 990	13 590	*15 060	10 070						*14 890	10 000	7.5	
Model : EC550E Boom : HD 7.0 m Arm : ME 2.55 m Shoe : 600 mm CWT : 10 600 kg	-4.5 m kg						*20 920	*20 920	*15 290	14 170							*14 610	13 700	6.2	
	7.5 m kg									*13 100	11 540						*12 630	10 270	8.0	
	6 m kg									*13 640	11 300						*12 280	8 690	8.8	
	4.5 m kg								*17 810	15 060	*14 760	10 880	13 150	8 230			*12 350	7 830	9.3	
	3 m kg								*20 160	14 200	*16 000	10 430	12 920	8 020			11 930	7 410	9.5	
	1.5 m kg								*21 670	13 650	16 650	10 080	12 720	7 840			11 860	7 330	9.4	
	0 m kg						*16 090	*16 090	*22 070	13 410	16 430	9 890	12 630	7 760			12 320	7 580	9.2	
	-1.5 m kg						*27 490	20 750	*21 410	13 420	16 410	9 870					13 490	8 270	8.6	
	-3 m kg			*30 460	*30 460	*24 710	21 100	*19 500	13 640	*15 020	10 090						*14 180	9 730	7.7	
Model : EC550E Boom : HD 7.0 m Arm : HD 3.0 m Shoe : 600 mm CWT : 10 600 kg	-4.5 m kg			*24 240	*24 240	*19 790	*19 790	*15 120	14 190								*13 550	13 070	6.4	
	7.5 m kg																*10 710	9 460	8.4	
	6 m kg									*12 850	11 350	*12 170	8 390				*10 510	8 080	9.2	
	4.5 m kg						*22 740	*22 740	*16 800	15 170	*14 050	10 880	*12 600	8 200			*10 630	7 310	9.6	
	3 m kg								*19 280	14 230	*15 390	10 390	12 870	7 950			*11 050	6 920	9.8	
	1.5 m kg								*21 070	13 570	*16 510	9 990	12 620	7 730			11 100	6 830	9.8	
	0 m kg						*19 930	*19 930	*21 810	13 230	16 280	9 740	12 470	7 600			11 480	7 020	9.5	
	-1.5 m kg			*15 900	*15 900	*28 200	20 330	*21 490	13 170	16 200	9 660	12 500	7 620				12 450	7 600	9.0	
	-3 m kg			*28 620	*28 620	*25 770	20 650	*20 020	13 330	*15 680	9 800						*13 730	8 790	8.2	
Model : EC550E Boom : HD 7.0 m Arm : HD 3.35 m Shoe : 600 mm CWT : 10 600 kg	-4.5 m kg			*27 510	*27 510	*21 530	21 240	*16 670	13 770								*13 570	11 370	6.9	
	7.5 m kg																*9 400	8 900	8.8	
	6 m kg											*11 710	8 530				*9 230	7 690	9.5	
	4.5 m kg								*16 180	15 420	*13 650	11 030	*12 270	8 310			*9 320	7 000	10.0	
	3 m kg						*22 850	21 730	*18 780	14 470	*15 070	10 530	12 960	8 040			*9 670	6 640	10.2	
	1.5 m kg						*16 420	*16 420	*20 780	13 750	*16 310	10 090	12 690	7 800			*10 320	6 550	10.1	
	0 m kg						*20 970	20 330	*21 780	13 350	16 360	9 810	12 510	7 630			10 940	6 710	9.9	
	-1.5 m kg			*15 720	*15 720	*28 880	20 360	*21 730	13 220	16 230	9 690	12 470	7 590				11 790	7 210	9.4	
	-3 m kg			*20 300	*20 300	*26 320	*26 320	*26 750	20 620	*20 560	13 320	*16 160	9 770				*13 360	8 230	8.6	
Model : EC550E Boom : HD 7.0 m Arm : GP 3.9 m Shoe : 600 mm CWT : 10 600 kg	-4.5 m kg			*30 200	*30 200	*22 960	21 130	*17 760	13 670								*13 390	10 340	7.4	
	-6 m kg					*15 870	*15 870											*12 290	*12 290	5.6
	9.0 m kg																	*7 930	*7 930	8.4
	7.5 m kg												*9 860	8 760				*7 530	*7 530	9.4
	6 m kg												*10 910	8 630				*7 410	7 050	10.1
	4.5 m kg											*12 820	11 160	*11 590	8 370			*7 490	6 460	10.5
	3 m kg						*24 690	22 310	*17 710	14 680	*14 350	10 610	*12 450	8 070	*9 520	6 310		*7 750	6 140	10.7
	1.5 m kg						*21 740	20 860	*20 000	13 850	*15 740	10 120	12 690	7 780	*9 960	6 170		*8 250	6 040	10.6
	0 m kg						*22 680	20 260	*21 370	13 330	16 330	9 770	12 450	7 570				*9 030	6 170	10.4
Model : EC550E Boom : HD 7.0 m Arm : GP 3.9 m Shoe : 600 mm CWT : 10 600 kg	-1.5 m kg	*11 000	*11 000	*15 430	*15 430	*28 930	20 140	*21 720	13 110	16 130	9 590	12 340	7 470				*10 270	6 570	9.9	
	-3 m kg	*18 010	*18 010	*23 640	*23 640	*27 750	20 300	*21 000	13 120	16 130	9 590	12 420	7 540				12 120	7 370	9.2	
	-4.5 m kg	*26 130	*26 130	*33 650	*33 650	*24 650	20 720	*18 910	13 380	*14 560	9 820						*12 890	8 970	8.1	
	-6 m kg			*25 190	*25 190	*19 020	*19 020	*14 120	13 990									*12 560	*12 560	6.4

Notes: 1. Machine in "Fine Mode-F" (Power Boost) for lifting capacities. 2. The above loads are in compliance with SAE J1097 and ISO 10567 Hydraulic Excavator Lifting Capacity Standards. 3. Rated loads do not exceed 87% of hydraulic lifting capacity or 75% of tipping load. 4. Rated loads marked with an asterisk (\*) are limited by hydraulic capacity rather than tipping load.

# Specifications

## LIFTING CAPACITY EC550EL Fixed undercarriage

Lifting capacity at the arm end without bucket.

For lifting capacity including bucket, simply subtract actual weight of the direct fit bucket or the bucket with quick coupler from the following values.

	Lifting hook related to ground level	1.5 m		3.0 m		4.5 m		6.0 m		7.5 m		9.0 m		10.5 m		Max. reach		m		
		Along UC	Across UC	Along UC	Across UC	Along UC	Across UC	Along UC	Across UC	Along UC	Across UC	Along UC	Across UC	Along UC	Across UC	Along UC	Across UC			
Model : EC550E Boom : ME 6.5 m Arm : ME 2.55 m Shoe : 750 mm CWT : 10 600 kg	9.0 m kg																*13 710	*13 710	6.1	
	7.5 m kg																	*12 460	11 890	7.4
	6 m kg							*15 460	*15 460	*14 090	11 500							*12 040	9 830	8.2
	4.5 m kg						*23 390	*23 390	*17 640	15 560	*15 010	11 150						*12 100	8 770	8.7
	3 m kg								*19 980	14 740	*16 180	10 740						*12 560	8 260	9.0
	1.5 m kg						*18 660	*18 660	*21 670	14 140	17 110	10 400						13 210	8 160	8.9
	0 m kg						*28 330	21 160	*22 260	13 860	16 890	10 210						13 790	8 480	8.6
	-1.5 m kg				*21 630	*21 630	*28 310	21 290	*21 610	13 840	*16 880	10 220						*15 260	9 360	8.0
	-3 m kg				*32 180	*32 180	*25 040	21 680	*19 280	14 100								*15 320	11 310	7.1
Model : EC550E Boom : ME 6.5 m Arm : HD 3.0 m Shoe : 750 mm CWT : 10 600 kg	9.0 m kg																	*11 410	*11 410	6.6
	7.5 m kg									*12 870	11 740							*10 570	*10 570	7.8
	6 m kg									*13 210	11 560							*10 290	9 120	8.6
	4.5 m kg						*21 510	*21 510	*16 610	15 670	*14 260	11 160	*11 970	8 350				*10 400	8 180	9.1
	3 m kg						*26 640	22 340	*19 080	14 780	*15 540	10 710	13 160	8 150				*10 850	7 710	9.3
	1.5 m kg						*25 960	21 220	*21 030	14 080	*16 660	10 310	12 940	7 960				*11 670	7 600	9.3
	0 m kg						*30 000	20 880	*21 960	13 700	16 750	10 060	12 840	7 860				12 830	7 850	9.0
	-1.5 m kg				*21 810	*21 810	*28 870	20 920	*21 720	13 610	16 680	10 000						14 080	8 580	8.4
	-3 m kg				*35 110	*35 110	*26 170	21 250	*19 990	13 780	*15 060	10 220						*14 890	10 140	7.5
Model : EC550E Boom : HD 7.0 m Arm : ME 2.55 m Shoe : 750 mm CWT : 10 600 kg	-4.5 m kg						*20 920	*20 920	*15 290	14 360							*14 610	13 890	6.2	
	7.5 m kg									*13 100	11 690							*12 630	10 410	8.0
	6 m kg									*13 640	11 440							*12 280	8 810	8.8
	4.5 m kg								*17 810	15 250	*14 760	11 020	*13 250	8 340				*12 350	7 940	9.3
	3 m kg								*20 160	14 400	*16 000	10 580	13 110	8 140				12 110	7 520	9.5
	1.5 m kg								*21 670	13 840	16 890	10 230	12 910	7 960				12 040	7 440	9.4
	0 m kg						*16 090	*16 090	*22 070	13 600	16 670	10 030	12 820	7 880				12 500	7 690	9.2
	-1.5 m kg						*27 490	21 040	*21 410	13 610	16 650	10 010						13 690	8 390	8.6
	-3 m kg				*30 460	*30 460	*24 710	21 390	*19 500	13 830	*15 020	10 240						*14 180	9 860	7.7
-4.5 m kg				*24 240	*24 240	*19 790	*19 790	*15 120	14 390								*13 550	13 250	6.4	
Model : EC550E Boom : HD 7.0 m Arm : HD 3.0 m Shoe : 750 mm CWT : 10 600 kg	7.5 m kg																	*10 710	9 580	8.4
	6 m kg									*12 850	11 490	*12 170	8 510					*10 510	8 190	9.2
	4.5 m kg						*22 740	*22 740	*16 800	15 360	*14 050	11 030	*12 600	8 320				*10 630	7 420	9.6
	3 m kg								*19 280	14 420	*15 390	10 540	13 060	8 070				*11 050	7 020	9.8
	1.5 m kg								*21 070	13 760	*16 510	10 130	12 810	7 850				11 280	6 930	9.8
	0 m kg						*19 930	*19 930	*21 810	13 430	16 530	9 880	12 660	7 710				11 660	7 130	9.5
	-1.5 m kg				*15 900	*15 900	*28 200	20 620	*21 490	13 360	16 440	9 810	12 690	7 730				12 650	7 710	9.0
	-3 m kg				*28 620	*28 620	*25 770	20 930	*20 020	13 520	*15 680	9 940						*13 730	8 910	8.2
	-4.5 m kg				*27 510	*27 510	*21 530	21 520	*16 670	13 960								*13 570	11 530	6.9
Model : EC550E Boom : HD 7.0 m Arm : HD 3.35 m Shoe : 750 mm CWT : 10 600 kg	7.5 m kg																	*9 400	9 010	8.8
	6 m kg											*11 710	8 640					*9 230	7 790	9.5
	4.5 m kg								*16 180	15 610	*13 650	11 180	*12 270	8 430				*9 320	7 100	10.0
	3 m kg						*22 850	22 010	*18 780	14 660	*15 070	10 670	*13 020	8 160				*9 670	6 740	10.2
	1.5 m kg						*16 420	*16 420	*20 780	13 940	*16 310	10 240	12 880	7 910				*10 320	6 640	10.1
	0 m kg						*20 970	20 620	*21 780	13 540	16 600	9 950	12 700	7 750				11 110	6 820	9.9
	-1.5 m kg				*15 720	*15 720	*28 880	20 650	*21 730	13 410	16 470	9 840	12 660	7 710				11 970	7 320	9.4
	-3 m kg				*20 300	*20 300	*26 320	*26 320	*26 750	20 900	*20 560	13 510	*16 160	9 910				*13 360	8 350	8.6
	-4.5 m kg				*30 200	*30 200	*22 960	21 410	*17 760	13 860								*13 390	10 490	7.4
-6 m kg						*15 870	*15 870										*12 290	*12 290	5.6	
Model : EC550E Boom : HD 7.0 m Arm : GP 3.9 m Shoe : 750 mm CWT : 10 600 kg	9.0 m kg																	*7 930	*7 930	8.4
	7.5 m kg												*9 860	8 870				*7 530	*7 530	9.4
	6 m kg												*10 910	8 740				*7 410	7 160	10.1
	4.5 m kg											*12 820	11 300	*11 590	8 490			*7 490	6 550	10.5
	3 m kg						*24 690	22 590	*17 710	14 870	*14 350	10 750	*12 450	8 180	*9 520	6 400		*7 750	6 230	10.7
	1.5 m kg						*21 740	21 140	*20 000	14 040	*15 740	10 260	12 880	7 900	*9 960	6 270		*8 250	6 140	10.6
	0 m kg						*22 680	20 550	*21 370	13 520	16 580	9 910	12 640	7 680				*9 030	6 270	10.4
	-1.5 m kg				*11 000	*11 000	*15 430	*15 430	*28 930	20 430	*21 720	13 300	16 370	9 730	12 530	7 580		*10 270	6 670	9.9
	-3 m kg				*18 010	*18 010	*23 640	*23 640	*27 750	20 590	*21 000	13 320	16 370	9 740	12 610	7 650		12 300	7 490	9.2
-4.5 m kg				*26 130	*26 130	*33 650	*33 650	*24 650	21 010	*18 910	13 570	*14 560	9 970				*12 890	9 100	8.1	
-6 m kg						*25 190	*25 190	*19 020	*19 020	*14 120	*14 120						*12 560	*12 560	6.4	

Notes: 1. Machine in "Fine Mode-F" (Power Boost) for lifting capacities. 2. The above loads are in compliance with SAE J1097 and ISO 10567 Hydraulic Excavator Lifting Capacity Standards. 3. Rated loads do not exceed 87% of hydraulic lifting capacity or 75% of tipping load. 4. Rated loads marked with an asterisk (\*) are limited by hydraulic capacity rather than tipping load.

**LIFTING CAPACITY EC550EL Fixed undercarriage**

Lifting capacity at the arm end without bucket.

For lifting capacity including bucket, simply subtract actual weight of the direct fit bucket or the bucket with quick coupler from the following values.

	Lifting hook related to ground level	1.5 m		3.0 m		4.5 m		6.0 m		7.5 m		9.0 m		10.5 m		Max. reach		m			
		Along UC	Across UC	Along UC	Across UC	Along UC	Across UC	Along UC	Across UC	Along UC	Across UC	Along UC	Across UC	Along UC	Across UC	Along UC	Across UC				
Model : EC550E Boom : ME 6.5 m Arm : ME 2.55 m Shoe : 900 mm CWT : 10 600 kg	9.0 m kg																*13 710	*13 710	6.1		
	7.5 m kg																	*12 460	12 040	7.4	
	6 m kg							*15 460	*15 460	*14 090	11 640							*12 040	9 960	8.2	
	4.5 m kg							*23 390	*23 390	*17 640	15 750	*15 010	11 290					*12 100	8 890	8.7	
	3 m kg									*19 980	14 930	*16 180	10 880					*12 560	8 370	9.0	
	1.5 m kg							*18 660	*18 660	*21 670	14 330	*17 140	10 540					13 400	8 280	8.9	
	0 m kg							*28 330	21 440	*22 260	14 050	17 130	10 350					14 000	8 600	8.6	
	-1.5 m kg				*21 630	*21 630	*28 310	21 580	*21 610	14 030	*16 880	10 360						*15 260	9 490	8.0	
	-3 m kg				*32 180	*32 180	*25 040	21 970	*19 280	14 290								*15 320	11 460	7.1	
Model : EC550E Boom : ME 6.5 m Arm : HD 3.0 m Shoe : 900 mm CWT : 10 600 kg	9.0 m kg																	*11 410	*11 410	6.6	
	7.5 m kg										*12 870	11 890						*10 570	*10 570	7.8	
	6 m kg										*13 210	11 710						*10 290	9 250	8.6	
	4.5 m kg							*21 510	*21 510	*16 610	15 860	*14 260	11 310	*11 970	8 460			*10 400	8 290	9.1	
	3 m kg							*26 640	22 630	*19 080	14 970	*15 540	10 850	13 350	8 260			*10 850	7 820	9.3	
	1.5 m kg							*25 960	21 510	*21 030	14 270	*16 660	10 450	13 140	8 070			*11 670	7 710	9.3	
	0 m kg							*30 000	21 170	*21 960	13 890	16 990	10 210	13 030	7 970			13 020	7 970	9.0	
	-1.5 m kg				*21 810	*21 810	*28 870	21 210	*21 720	13 800	16 920	10 150						14 290	8 700	8.4	
	-3 m kg				*35 110	*35 110	*26 170	21 530	*19 990	13 970	*15 060	10 360						*14 890	10 280	7.5	
-4.5 m kg						*20 920	*20 920	*15 290	14 550								*14 610	14 070	6.2		
Model : EC550E Boom : HD 7.0 m Arm : ME 2.55 m Shoe : 900 mm CWT : 10 600 kg	7.5 m kg											*13 100	11 830					*12 630	10 540	8.0	
	6 m kg											*13 640	11 590					*12 280	8 930	8.8	
	4.5 m kg									*17 810	15 440	*14 760	11 160	*13 250	8 460			*12 350	8 060	9.3	
	3 m kg									*20 160	14 590	*16 000	10 720	13 300	8 250			12 290	7 630	9.5	
	1.5 m kg									*21 670	14 030	*16 970	10 370	13 110	8 070			12 220	7 550	9.4	
	0 m kg							*16 090	*16 090	*22 070	13 800	16 920	10 170	13 010	7 990			12 690	7 810	9.2	
	-1.5 m kg							*27 490	21 330	*21 410	13 800	16 900	10 160					13 890	8 510	8.6	
	-3 m kg				*30 460	*30 460	*24 710	21 670	*19 500	14 020	*15 020	10 380						*14 180	10 000	7.7	
	-4.5 m kg				*24 240	*24 240	*19 790	*19 790	*15 120	14 580								*13 550	13 430	6.4	
Model : EC550E Boom : HD 7.0 m Arm : HD 3.0 m Shoe : 900 mm CWT : 10 600 kg	7.5 m kg																	*10 710	9 700	8.4	
	6 m kg											*12 850	11 630	*12 170	8 620			*10 510	8 300	9.2	
	4.5 m kg							*22 740	*22 740	*16 800	15 550	*14 050	11 170	*12 600	8 430			*10 630	7 520	9.6	
	3 m kg									*19 280	14 620	*15 390	10 680	13 250	8 180			*11 050	7 130	9.8	
	1.5 m kg									*21 070	13 950	*16 510	10 270	13 000	7 960			11 450	7 030	9.8	
	0 m kg							*19 930	*19 930	*21 810	13 620	16 770	10 020	12 850	7 830			11 830	7 240	9.5	
	-1.5 m kg				*15 900	*15 900	*28 200	20 910	*21 490	13 550	16 690	9 950	12 880	7 850				12 840	7 830	9.0	
	-3 m kg				*28 620	*28 620	*25 770	21 220	*20 020	13 710	*15 680	10 090						*13 730	9 040	8.2	
	-4.5 m kg				*27 510	*27 510	*21 530	*21 530	*16 670	14 150								*13 570	11 680	6.9	
Model : EC550E Boom : HD 7.0 m Arm : HD 3.35 m Shoe : 900 mm CWT : 10 600 kg	7.5 m kg																	*9 400	9 130	8.8	
	6 m kg													*11 710	8 760			*9 230	7 900	9.5	
	4.5 m kg									*16 180	15 810	*13 650	11 320	*12 270	8 540			*9 320	7 200	10.0	
	3 m kg							*22 850	22 300	*18 780	14 850	*15 070	10 810	*13 020	8 270			*9 670	6 840	10.2	
	1.5 m kg							*16 420	*16 420	*20 780	14 130	*16 310	10 380	13 070	8 030			*10 320	6 740	10.1	
	0 m kg							*20 970	20 900	*21 780	13 730	16 850	10 100	12 890	7 860			11 280	6 920	9.9	
	-1.5 m kg				*15 720	*15 720	*28 880	20 930	*21 730	13 610	16 720	9 980	12 850	7 830				12 150	7 430	9.4	
	-3 m kg				*20 300	*20 300	*26 320	*26 320	*26 750	21 190	*20 560	13 710	*16 160	10 060				*13 360	8 470	8.6	
	-4.5 m kg				*30 200	*30 200	*22 960	21 700	*17 760	14 050								*13 390	10 630	7.4	
-6 m kg						*15 870	*15 870										*12 290	*12 290	5.6		
Model : EC550E Boom : HD 7.0 m Arm : GP 3.9 m Shoe : 900 mm CWT : 10 600 kg	9.0 m kg																	*7 930	*7 930	8.4	
	7.5 m kg													*9 860	8 990			*7 530	*7 530	9.4	
	6 m kg													*10 910	8 860			*7 410	7 260	10.1	
	4.5 m kg												*12 820	11 450	*11 590	8 600			*7 490	6 650	10.5
	3 m kg							*24 690	22 880	*17 710	15 060	*14 350	10 900	*12 450	8 300	*9 520	6 500	*7 750	6 330	10.7	
	1.5 m kg							*21 740	21 430	*20 000	14 230	*15 740	10 410	13 070	8 010	*9 960	6 360	*8 250	6 230	10.6	
	0 m kg							*22 680	20 840	*21 370	13 710	*16 710	10 060	12 830	7 800			*9 030	6 360	10.4	
	-1.5 m kg		*11 000	*11 000	*15 430	*15 430	*28 930	20 710	*21 720	13 490	16 620	9 880	12 720	7 700				*10 270	6 770	9.9	
	-3 m kg		*18 010	*18 010	*23 640	*23 640	*27 750	20 880	*21 000	13 510	*16 520	9 880	12 800	7 770				*12 390	7 600	9.2	
-4.5 m kg		*26 130	*26 130	*33 650	*33 650	*24 650	21 290	*18 910	13 760	*14 560	10 110						*12 890	9 230	8.1		
-6 m kg				*25 190	*25 190	*19 020	*19 020	*14 120	*14 120								*12 560	*12 560	6.4		

Notes: 1. Machine in "Fine Mode-F" (Power Boost) for lifting capacities. 2. The above loads are in compliance with SAE J1097 and ISO 10567 Hydraulic Excavator Lifting Capacity Standards. 3. Rated loads do not exceed 87% of hydraulic lifting capacity or 75% of tipping load. 4. Rated loads marked with an asterisk (\*) are limited by hydraulic capacity rather than tipping load.

# Specifications

## LIFTING CAPACITY EC550EL Fixed undercarriage

Lifting capacity at the arm end without bucket.

For lifting capacity including bucket, simply subtract actual weight of the direct fit bucket or the bucket with quick coupler from the following values.

	Lifting hook related to ground level	1.5 m		3.0 m		4.5 m		6.0 m		7.5 m		9.0 m		10.5 m		Max. reach		m	
		Along UC	Across UC	Along UC	Across UC	Along UC	Across UC	Along UC	Across UC	Along UC	Across UC	Along UC	Across UC	Along UC	Across UC	Along UC	Across UC		
Model : EC550E Boom : ME 6.5 m Arm : ME 2.55 m Shoe : 600 mm double CWT : 10 600 kg	9.0 m kg																*13 690	*13 690	6.1
	7.5 m kg																*12 460	11 690	7.4
	6 m kg							*15 480	*15 480	*14 090	11 320						*12 040	9 660	8.2
	4.5 m kg						*23 440	*23 440	*17 660	15 320	*15 020	10 970					*12 090	8 610	8.7
	3 m kg								*20 000	14 490	*16 190	10 560					*12 560	8 110	9.0
	1.5 m kg						*18 700	*18 700	*21 680	13 900	16 800	10 220					12 970	8 020	8.9
	0 m kg						*28 430	20 800	*22 260	13 620	16 590	10 030					13 550	8 340	8.6
	-1.5 m kg				*21 760	*21 760	*28 290	20 940	*21 600	13 610	16 600	10 040					15 070	9 210	8.0
-3 m kg				*32 140	*32 140	*25 000	21 330	*19 250	13 860							*15 320	11 140	7.1	
Model : EC550E Boom : ME 6.5 m Arm : HD 3.0 m Shoe : 600 mm double CWT : 10 600 kg	9.0 m kg																*11 400	*11 400	6.6
	7.5 m kg									*12 870	11 570						*10 560	*10 560	7.8
	6 m kg									*13 220	11 380						*10 290	8 970	8.6
	4.5 m kg						*21 560	*21 560	*16 630	15 430	*14 270	10 980	*12 000	8 200			*10 410	8 040	9.1
	3 m kg						*26 670	21 980	*19 100	14 530	*15 550	10 530	12 920	8 000			*10 850	7 570	9.3
	1.5 m kg						*25 950	20 870	*21 040	13 840	*16 670	10 130	12 710	7 810			*11 680	7 460	9.3
	0 m kg						*29 990	20 530	*21 970	13 460	16 450	9 880	12 600	7 720			12 600	7 710	9.0
	-1.5 m kg				*21 900	*21 900	*28 860	20 570	*21 710	13 370	16 380	9 830					13 840	8 430	8.4
-3 m kg				*35 070	*35 070	*26 140	20 900	*19 970	13 550	*15 030	10 040					*14 890	9 980	7.5	
-4.5 m kg						*20 870	*20 870	*15 220	14 130							*14 600	13 710	6.1	
Model : EC550E Boom : HD 7.0 m Arm : ME 2.55 m Shoe : 600 mm double CWT : 10 600 kg	7.5 m kg									*13 100	11 510						*12 610	10 230	8.0
	6 m kg									*13 640	11 260						*12 280	8 650	8.8
	4.5 m kg								*17 830	15 010	*14 770	10 840	13 100	8 200			*12 340	7 800	9.3
	3 m kg								*20 180	14 160	*16 010	10 400	12 880	7 990			11 890	7 390	9.5
	1.5 m kg								*21 680	13 600	16 590	10 050	12 680	7 820			11 820	7 300	9.4
	0 m kg						*16 190	*16 190	*22 070	13 370	16 370	9 850	12 590	7 730			12 280	7 560	9.2
	-1.5 m kg						*27 470	20 690	*21 400	13 380	16 360	9 840					13 460	8 250	8.6
	-3 m kg				*30 420	*30 420	*24 680	21 040	*19 480	13 600	*15 000	10 070					*14 180	9 710	7.7
-4.5 m kg				*24 180	*24 180	*19 740	*19 740	*15 060	14 160							*13 540	13 080	6.4	
Model : EC550E Boom : HD 7.0 m Arm : HD 3.0 m Shoe : 600 mm double CWT : 10 600 kg	7.5 m kg																*10 700	9 410	8.5
	6 m kg									*12 860	11 310	*12 170	8 360				*10 500	8 050	9.2
	4.5 m kg						*22 780	*22 780	*16 820	15 120	*14 060	10 850	*12 610	8 180			*10 620	7 280	9.6
	3 m kg								*19 300	14 180	*15 400	10 360	12 820	7 930			*11 050	6 890	9.8
	1.5 m kg								*21 080	13 520	16 510	9 950	12 580	7 700			11 070	6 800	9.8
	0 m kg						*20 010	*20 010	*21 810	13 190	16 220	9 700	12 430	7 570			11 440	7 000	9.5
	-1.5 m kg				*15 990	*15 990	*28 190	20 270	*21 490	13 130	16 150	9 630	12 450	7 590			12 420	7 580	9.0
	-3 m kg				*28 730	*28 730	*25 740	20 590	*20 000	13 290	*15 660	9 770					*13 730	8 770	8.2
-4.5 m kg				*27 450	*27 450	*21 480	21 180	*16 630	13 730							*13 570	11 360	6.9	
Model : EC550E Boom : HD 7.0 m Arm : HD 3.35 m Shoe : 600 mm double CWT : 10 600 kg	7.5 m kg																*9 400	8 860	8.8
	6 m kg											*11 710	8 500				*9 230	7 650	9.5
	4.5 m kg								*16 200	15 370	*13 660	11 000	*12 270	8 280			*9 330	6 970	10.0
	3 m kg						*22 700	21 650	*18 800	14 420	*15 080	10 490	12 920	8 010			*9 690	6 610	10.2
	1.5 m kg						*16 430	*16 430	*20 790	13 700	*16 310	10 060	12 650	7 770			*10 320	6 520	10.1
	0 m kg						*21 030	20 260	*21 790	13 300	16 300	9 770	12 460	7 610			10 910	6 690	9.9
	-1.5 m kg				*15 800	*15 800	*28 870	20 300	*21 730	13 180	16 170	9 660	12 420	7 570			11 760	7 190	9.4
	-3 m kg				*20 370	*20 370	*26 410	*26 410	*26 730	20 550	*20 540	13 280	*16 150	9 740			*13 360	8 210	8.6
-4.5 m kg				*30 140	*30 140	*22 920	21 070	*17 730	13 630							*13 390	10 330	7.4	
-6 m kg						*15 790	*15 790									*12 270	*12 270	5.5	
Model : EC550E Boom : HD 7.0 m Arm : GP 3.9 m Shoe : 600 mm double CWT : 10 600 kg	9.0 m kg																*7 920	*7 920	8.4
	7.5 m kg												*9 890	8 730			*7 530	*7 530	9.4
	6 m kg												*10 910	8 600			*7 410	7 030	10.1
	4.5 m kg										*12 830	11 120	*11 600	8 340			*7 490	6 430	10.5
	3 m kg						*24 730	22 230	*17 730	14 630	*14 360	10 570	*12 460	8 040	*9 530	6 290	*7 760	6 110	10.7
	1.5 m kg						*21 720	20 790	*20 010	13 800	*15 750	10 080	12 640	7 750	*9 950	6 150	*8 250	6 020	10.6
	0 m kg						*22 710	20 190	*21 380	13 280	16 280	9 740	12 410	7 540			*9 040	6 150	10.4
	-1.5 m kg		*11 050	*11 050	*15 490	*15 490	*29 000	20 080	*21 720	13 060	16 070	9 560	12 300	7 440			*10 290	6 550	9.9
-3 m kg		*18 070	*18 070	*23 710	*23 710	*27 730	20 240	*20 990	13 080	16 080	9 560	12 370	7 510			12 090	7 360	9.2	
-4.5 m kg		*26 200	*26 200	*33 600	*33 600	*24 610	20 660	*18 880	13 330	*14 540	9 790					*12 890	8 950	8.1	
-6 m kg				*25 100	*25 100	*18 960	*18 960	*14 060	13 950							*12 560	*12 560	6.4	

Notes: 1. Machine in "Fine Mode-F" (Power Boost) for lifting capacities. 2. The above loads are in compliance with SAE J1097 and ISO 10567 Hydraulic Excavator Lifting Capacity Standards. 3. Rated loads do not exceed 87% of hydraulic lifting capacity or 75% of tipping load. 4. Rated loads marked with an asterisk (\*) are limited by hydraulic capacity rather than tipping load.



# Equipment

## STANDARD EQUIPMENT

### Engine

Turbocharged, 4 stroke diesel engine with water cooling, direct injection and charged air cooler

Air filter with indicator

Air intake heater

Cyclone pre-cleaner

Fuel filter and combined water separator

Fuel filler pump: 50 l/min, with automatic shut-off

Auto engine shutdown

Delayed engine Shutdown

Alternator, 80 A

### Electric / Electronic control system

Advanced mode control system

Self-diagnostic system

Machine status indication

Engine speed sensing power control

Automatic idling system

One-touch power boost

Safety stop/start function

Adjustable LCD color monitor

Master electrical disconnect switch

Engine restart prevention circuit

High-capacity LED lights:

Frame-mounted 2

Boom-mounted 2

Extra work lights, LED :

- Cab-mounted 3

- Boom-mounted 2

- Counterweight-mounted 1

Travel alarm

Flashing beacon, LED

Batteries, 2 x 12 V / 200 Ah

Start motor, 24 V / 7 kW

### Frame

3-point right-hand side access

Tool storage area

Service walk way

Punched metal anti-slip plates

Undercover, heavy-duty

### Undercarriage

Undercover, heavy-duty

Hydraulic track adjusters

Greased and sealed track link

Track Guard

### Hydraulic system

New electro-hydraulic system with IMVT

2-pump flow bucket circuit

Swing anti-rebound valves

Boom and arm holding valves

Multi-stage filtering system

Cylinder cushioning

Cylinder contamination seals

Automatic two-speed travel motors

Hydraulic oil, ISO VG 68

Automatic hydraulic oil warm-up

## STANDARD EQUIPMENT

### Cab and interior

ROPS (ISO12117-2) certified cab

Silicon oil and rubber mounts with spring

Travel pedals and hand levers

Adjustable operator seat and joystick control console

Control joysticks with 4 switches each

Heater & air-conditioner, automatic

Flexible antenna

Radio with MP3 & USB Jack with bluetooth

Hydraulic safety lock lever

Cab, all-weather sound suppressed, includes:

- Cup holders

- Door locks

- Tinted glass

- Floor mat

- Horn

- Large storage area

- Pull-up type front window

- Removable lower windshield

- Seat belt

- Safety glass

- Sun screens, front, roof, rear

- Windshield wiper with intermittent feature

- Rear view camera

- Master key

### Track shoes

750 mm with triple grousers

### Digging equipment

Boom: 6.5 m ME

Arm: 2.55 m HD

Manual centralized lubrication

### Service

Tool kit, daily maintenance

# Equipment

## OPTIONAL EQUIPMENT

### Engine

- Oil bath pre-cleaner
- Diesel coolant heater, 10 kW
- Water separator with heater
- Reversible fan drive
- Fuel tank-fast fuel fill preparation

### Electric

- Anti-theft system
- Green light beacon
- Jump start connector, NATO
- Dig Assist : 2D, In-Field Design and 3D
- On-Board Weighing
- Volvo Smart View
- Volvo Active Control

### Frame

- Hydraulic removable counterweight
- Service walk way, foldable
- Cab entrance, foldable
- Full height, foldable handrail and guard rail
- Side impact protection

### Undercarriage

- Full track guard
- Mechanically retractable width track gauge
- Hydraulic system
- Hammer & shear:
  - Work tool management system (up to 32 programmable memories)
  - Hammer & shear, 1 and 2 pump flow
  - variable flow and pressure pre-setting
  - Additional return filter
- Slope & rotator
- Grapple
- Oil leak (drain) line
- Hose rupture valve: boom, Arm
- Overload warning device
- Quick coupler piping
- Boom float function

## OPTIONAL EQUIPMENT

### Cab and interior

- Fabric seat with heater, air suspension and 3P belt
- Deluxe seat with multiple adjusting arm rest
- Joystick pattern change
- Comfort Driving Control
- Creep travel speed
- Opening top hatch
- Falling object guard (FOG) :
  - Frame-mounted
  - Cab-mounted
- Cab-mounted falling object protective structure (FOPS)
- Smoker kit (ashtray and lighter)
- Safety net for front window
- Safety net for lower front window
- Front Rain shield
- Lower wiper with intermittent control
- Side view camera
- Anti-vandalism kit
- One piece front window
- High visibility cab

### Track shoes

- Track shoes 600/750/900 mm with triple grousers
- Track shoes 600 mm with double grousers

### Digging equipment

- Boom: 7.0 m HD
- Arm: 2.55 m, 3.0m, 3.35m, 3.9 m
- Linkage with lifting eye

### Service

- Automatic lubrication system
- Tool kit, full scale
- Caretrack



## SELECTION OF VOLVO OPTIONAL EQUIPMENT

Protection package



Oil bath pre-cleaner



Reversible cooling fan



Foldable walkway



Fast fuel filling preparation



Dig Assist apps, powered by Volvo Co-Pilot



Not all products are available in all markets. Under our policy of continuous improvement, we reserve the right to change specifications and design without prior notice. The illustrations do not necessarily show the standard version of the machine.

**V O L V O**