



 **164** kW (Stage IIIa)

168 kW (Stage V)

132 kW (Electo)



40 - 56 t



14 - 17 m



MAXCAB

830E

Material handling crawler machine

830E Advanced. The E-Series

What makes up the E-Series



1976: S 517 with crawler chassis and plastic cab moving earth

- 65 years of experience in designing and constructing hydraulic material handling machines
- Uncompromisingly high performance in all areas: Focus on material handling
- Technology that can be mastered: High-quality components without over-engineering
- Long service life and high value retention

Your top benefits

1

Green Efficiency

Save fuel - reduce operating costs
Work quietly - protect operator and environment



2

Top-level performance

Durable mechanical systems - stressed parts optimized
High speeds - high load capacities

3

Maximum usability

Maxcab comfort cab - work in comfort
SENCON - work program selection made easy



4

Maximum safety

Safe entry and exit - non-slip steps
State-of-the-art cameras - entire work area in view

5

Maintenance and service made easy

SENNEBOGEN control system - easy diagnosis
Simple maintenance - clear labeling

6


Consultation and support in your area

3 production sites - 2 subsidiaries
150 sales partners - over 350 service stations





830E The E-Series. At a glance.



Four ways to save fuel

- Savings of up to 20 %: Work in EcoMode with reduced engine speed
- Idle automation reduces speed to 40 % of operating speed
- Stop automation switches the engine off when not needed
- Optimized engine settings, reduced specific fuel consumption, state-of-the-art exhaust after treatment




Quiet operation 3

- Consistently quiet operation thanks to decoupled engine mounts and sound proofing in the doors
- Sound pressure level in accordance with 2000/14/EC as much as 2 dB lower than required

High-capacity cooling 4

- Constant, reliable performance thanks to large-scale, robust fans and coolers
- Water and oil coolers with top-notch efficiency thanks to axial-piston pump and engine control and on-demand thermostatic control
- Fan reversal for cleaning in series



Powerful hydraulic system **5**

- Strong pumps with power reserves
- Top efficiency thanks to large-scale hydraulic valves and lines
- Extra-long change intervals of 4,000 operating hours through initial fill-up with special oil with extended service life when using SENNEBOGEN HydroClean*

Maximum safety

- Non-slip work surfaces
- Hand rails* **1**
- 2 cameras to the right and rear
- Platform with railing next to cab sliding door **2**

* optional



The premium cab.



Panoramic view

Equipment features

- optimal indoor climate with automatic climate control, partly tinted windows
- pleasant and equal temperature dispersion by means of 9 nozzles
- panoramic view
- air-suspension comfort seat
- quiet due to optimized soundproofing
- safety & comfort thanks to the sliding door, large access opening
- operating elements arranged ergonomically
- 12 V, 24 V, and USB charging sockets, cellphone holder, document storage
- various options: electric cooling box behind operator seat, slip covers, seat climate control

SENNEBOGEN-Joysticks

- Consoles and joysticks that move with the seat
- Comfortable grip thanks to ergonomic design
- Precise control of all movements through direct and sensitive function activation
- Quicker access thanks to optimized design of buttons and switches



B30E Maintenance and service made easy.



Optimized for maintenance

- Fast and easy diagnosis thanks to the clearly labeled electrical distributor
- Easy access to all the machine's service points
- Automatic central lubrication for equipment and slewing ring



SENNEBOGEN Hydro Clean*

- Optimal protection of hydraulic components thanks to 3 µm micro-filter
- Cleaner hydraulic oil, extended oil service life



Central measuring points

- Easily accessible
- Quick inspection of the entire hydraulic system




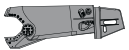


Clear labeling

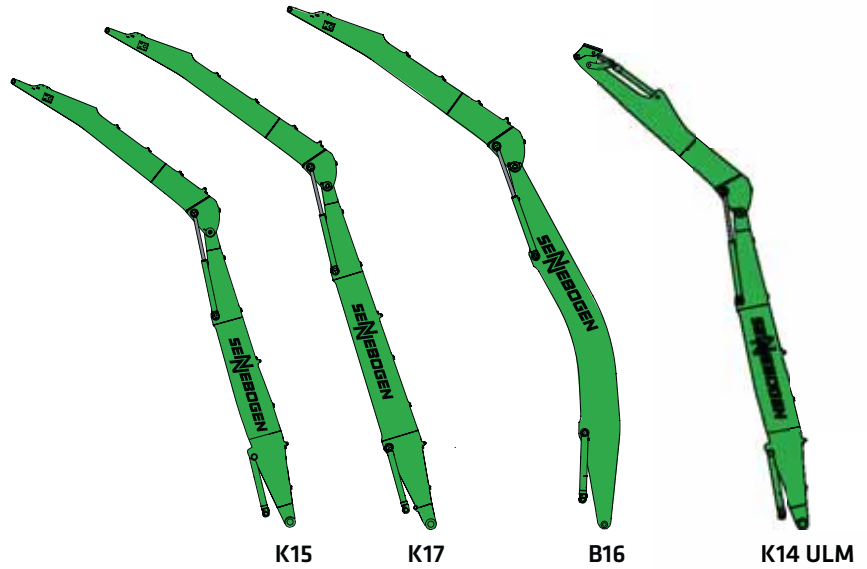
- All parts labeled with a unique part number
- Easy and reliable spare parts ordering

830E Modular design – versatile solutions

Attachments

-  Orange peel grab
-  Clamshell grab
-  Magnet plate
-  Scrap shears

Equipment options (others available upon request)



Cabs



Maxcab

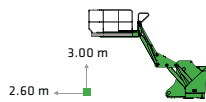


Maxcab Industry

Cab elevation



E270



E300/260

Uppercarriage



Diesel-hydraulic drive



Electrohydraulic drive

Options



Motorized cable reel

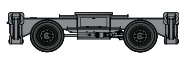


Transformer

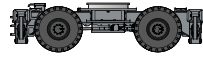
Undercarriage variants




Mobile M*
MP30



Mobile MHD*
MP41



Mobile HDS*
MP34



Mobile Trailer*
MP38



Crawler
R35/340



Crawler
T41/380



Crawler special
R44/380



4-point-
pedestal ST44



Reliable working
thanks to robust and FEM
optimized equipment

Sliding door
for comfortable
entry and exit

Better illumination
of the work area through
powerful LED headlights*

Safe entry and exit
thanks to platform with railing

High load capacities
even when fully extended,
thanks to massive cylinders

Ideal overview
and safe working height thanks
to stable cab elevation

Safe entry and exit
thanks to railings, grip handles
and non-slip steps

Robust side cover
made from recyclable
sheet steel

* Option

830E Technical data, equipment

MACHINE TYPE

Model (type) **830**

ENGINE

Power	Stage V: Rated power: 168 kW at 2200 min ⁻¹ 188 kW at 1900 min ⁻¹ Stage IIIa: Rated power: 164 kW at 2000 min ⁻¹ 172 kW at 1800 min ⁻¹
Model	Cummins 6.7 direct injection, turbo charged, charge air cooler, reduced emissions, Eco mode, idle automation
Cooling	water-cooled
Diesel filter	with water separator and heating system
Air filter	Dry filter with pre-separator, automatic dust discharge, main element and safety element, contamination indicator
Fuel tank	450 l
DEF tank	45 l
Electr. system	24 V
Batteries	2 x 150 Ah , battery disconnect switch
Options	<ul style="list-style-type: none"> ■ Engine block heater ■ Electric fuel pump ■ Jump start pole

UPPERCARRIAGE

Design	Torsion-resistant box design, precision crafted, steel bushings for boom mountings. Service-friendly design, engine installed in the longitudinal direction
Central lubrication	Automatic central lubrication system for equipment and slewing ring
Electrical system	central electrical distributor, battery disconnect switch
Cooling system	Compact 3-circuit cooler unit with high cooling output, thermostatically controlled fan drive to reduce energy consumption and noise emissions
Safety	Camera package (right/rear)
Options	<ul style="list-style-type: none"> ■ Swing gear brake via foot pedal ■ Hand rails at the uppercarriage ■ LED lighting packages ■ Fire extinguisher ■ Special paint finish/sea climate resistant coating ■ Electric heater for hydraulic tank ■ Low temperature packages

Options	<ul style="list-style-type: none"> ■ Hydraulically-driven magnetic generator 15 kW / 20 kW ■ SENtrack DS telematic system
---------	---



HYDRAULIC SYSTEM


Load-sensing / LUDV hydraulic system for hydraulically operated work functions	
Pump type	Swash plate-type variable-displacement piston pump, load pressure-independent flow distribution for simultaneous, independent control of work functions
Pump control	Zero-stroke control, on-demand flow control – the pumps only pump as much oil as will actually be used, pressure purging, load limit control
Flow rate	max. 520 l/min.
Operating pressure	up to 350 bar
Filtration	High-performance filtration with long change interval
Hydraulic tank	310 l
Control system	Proportional, precision hydraulic actuation of work movements, 2 hydraulic servo joysticks for the work functions, additional functions via switches and foot pedals
Safety	Hydraulic circuits with safety valves, secured emergency lowering of the equipment at engine standstill, pipe fracture safety valves for lift cylinder and stick cylinder
Options	<ul style="list-style-type: none"> ■ Bio-oil – environmentally friendly ■ Tool Control for programming pressure/rate of up to 10 tools ■ Supplementary hydraulic circuit for shear attachment ■ Load torque warning with capacity display ■ Overload safeguard with shutdown ■ 3 µm hydraulic micro-filter - SENNEBOGEN HydroClean


SLEWING DRIVE



Gearbox	Compact planetary gear with bent-axis hydraulic engine, integrated brake valves
Parking brake	Spring-loaded multi-disk brake
Slewing ring	Strong slewing ring, sealed
Slewing speed	0-8 min ⁻¹ , variable


830E Technical data, equipment

 CAB 	
Cab elevation	E270, hydraulically elevating
Cab equipment	Sliding door incl. sliding window, vibration damper, tinted safety glass, opening windshield, skylight, windshield wipers, radio, air-suspension comfort seat, driving control via footpedal, SENNEBOGEN control and diagnostic system SENCON
Options	<ul style="list-style-type: none"> ■ Tilttable cab, 30° ■ E300/260 cab can be elevated and moved forward hydraulically ■ Maxcab Industry ■ Bullet proof windshield ■ Bullet proof skylight ■ Polycarbonate safety glass ■ Wipers for windshield/skylight ■ Sunblind for skylight and windshield ■ Protective roof guard, FOPS where appropriate ■ Protective front guard ■ carbon filter for circulating/external air ■ Auxiliary heating system ■ Air-conditioned seat ■ Radio ■ Cooling box

 EQUIPMENT	
Design	The greatest degree of stability and longest service life, large-scale bearing points and precision-crafted sealed low-maintenance special bushings, quick change couplings on the grab's connections open/close/rotate
Cylinders	Hydraulic cylinders with high-quality sealing and guide elements, end position damping, sealed bearing points
Options	<ul style="list-style-type: none"> ■ Ball valves in the grab hydraulic lines ■ Sea climate resistant coating ■ Sea climate resistant coating of all cylinders, nickel-plated and chrome-plated ■ Hoisting limiter / stick limitation adjustable for stop settings, e.g. in the hall ■ Multi-coupling

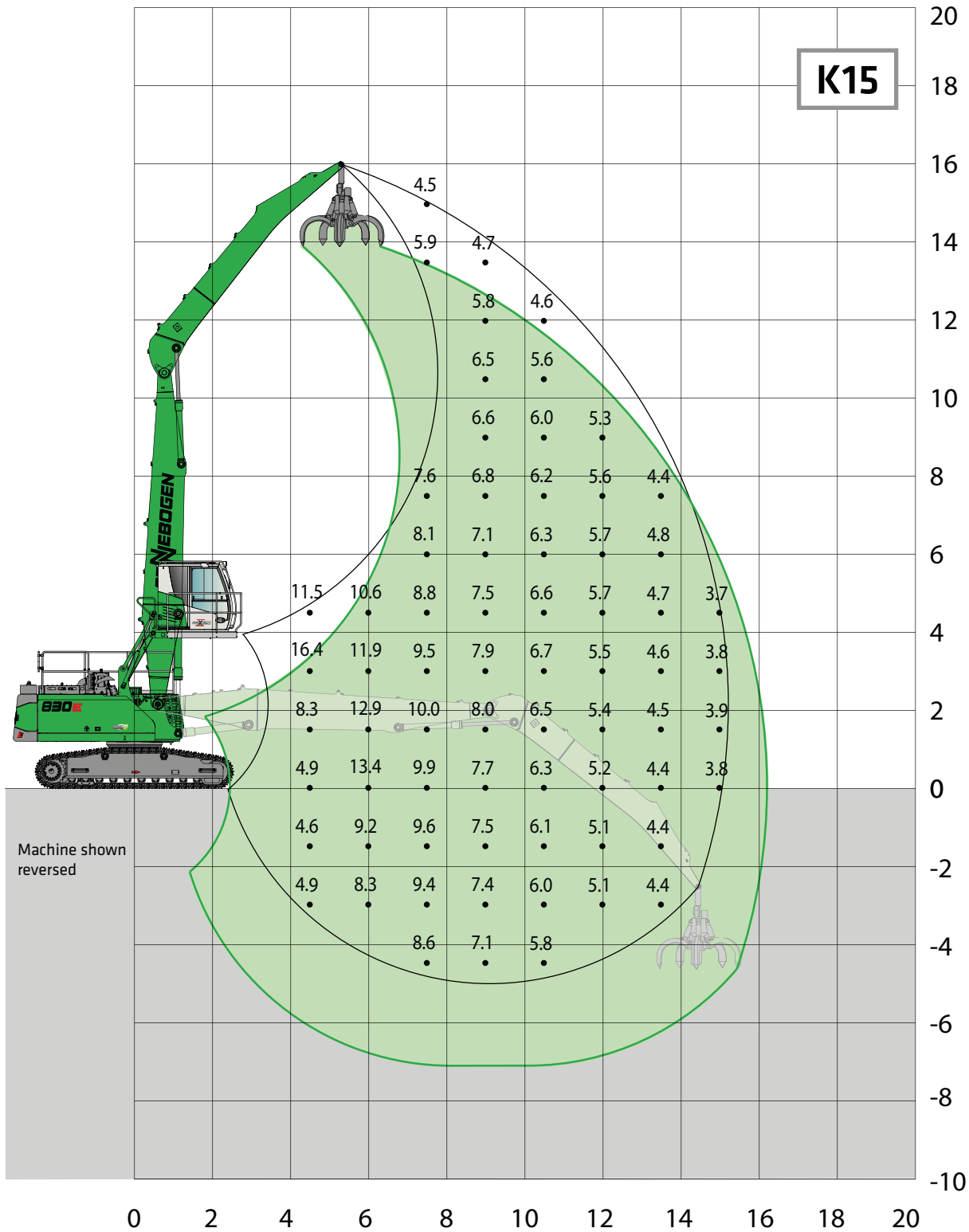
 UNDERCARRIAGE	
Design	Wide-gauge crawler undercarriage in stable, torsionally rigid box construction
Drive	Hydraulic travel drive
Parking brake	Spring-loaded, hydraulically ventilated disk brakes, hydraulic brake valves
Traveling gear	Crawler wide-gauge undercarriage type R35/340 with B60 travelling gear and triple grouser shoes, canted
Speed	0 - 1.6 km/h Stage I, 0 - 3 km/h Stage II
Options	<ul style="list-style-type: none"> ■ T41/380 telescopic crawler undercarriage with hydraulic or mechanical track adjustment of 2.3 - 3.8 m ■ Wide-gauge undercarriage type R44/380 ■ 700 mm flat track shoes ■ 800 mm triple grouser shoes ■ Pylon extension

 ELECTRIC DRIVE 	
Option	<ul style="list-style-type: none"> ■ Power: 132 kW / 400 V / 50 Hz Total connected load 270 kVA, machine side fuse 315 A for 400 V - motor start-up via star-delta circuit Alternative: 160 kW / 400 V / 50 Hz ■ Advantages: Lowest operating costs, low-noise and virtually vibration-free work, long service life of the hydraulic components

 OPERATING WEIGHT	
Mass	<p>830 R with R35/340 wide-gauge undercarriage and K17 equipment and 600 l orange peel grab approx. 39,700 kg</p> <p>830 R with T41/380 hydraulic telescopic crawler undercarriage and K17 equipment and orange peel grab approx. 43,900 kg</p> <p>830 R with R44/380 wide-gauge undercarriage and K17 equipment, 2 m pylon and 600 l orange peel grab approx. 56,100 kg</p>
Note	Operating weight varies with equipment.



830E Load ratings



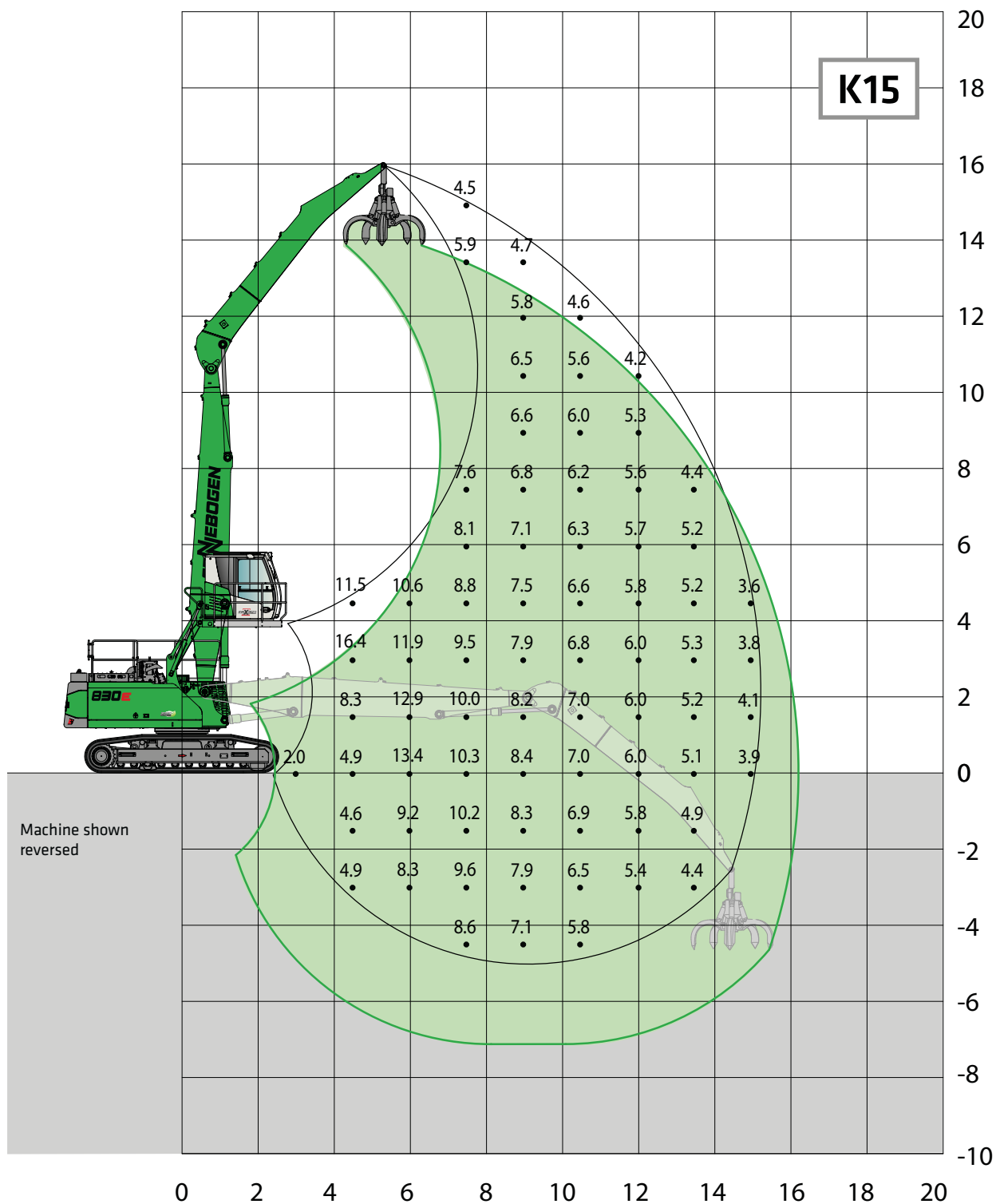
Undercarriage R35/340

Compact boom 8.5 m
Grab stick 7.0 m

Cab Maxcab E270,
hydraulically elevating

All load ratings are given in tons (t) brought to bear at the end of the stick, without tools on firm level ground. Working tools such as grab, magnet, load hook etc. are included in the specified load ratings. The stated values are 75 % of the static tipping load and 87 % of the hydraulic lifting force according to ISO10567. According to EU standard EN 474/5, hydraulic material handlers used for hoisting must be equipped with a pipe rupture safety device on lifting and stick cylinders and an overload warning device. The specified load ratings apply to maximum track width and 360° slewing.

830E Load ratings



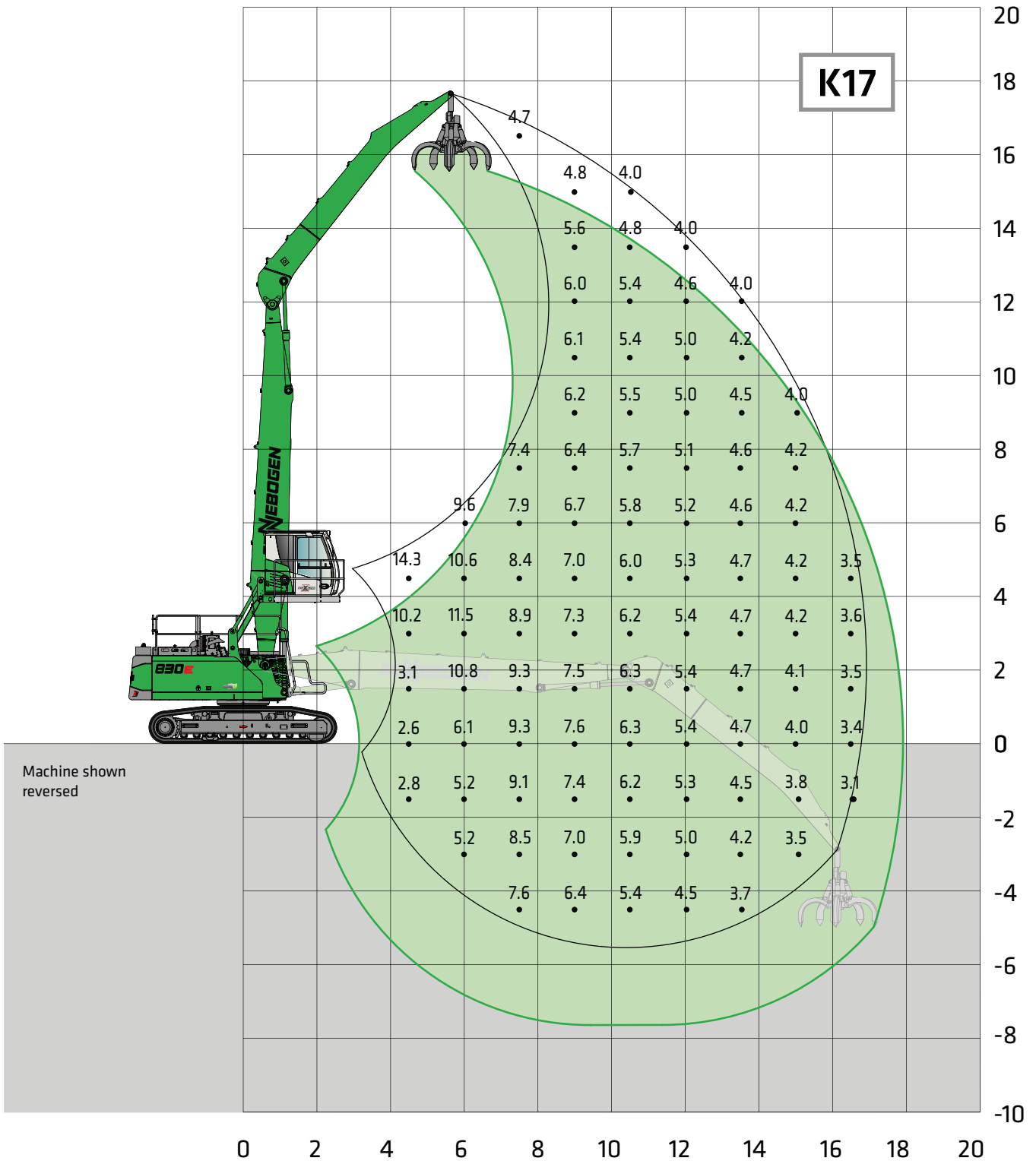
Undercarriage T41/380

**Compact boom 8.5 m
Grab stick 7.0 m**

**Cab Maxcab E270,
hydraulically elevating**

All load ratings are given in tons (t) brought to bear at the end of the stem, without tools on firm level ground. Working tools such as grab, magnet, load hook etc. are included in the specified load ratings. The stated values are 75 % of the static tipping load and 87 % of the hydraulic lifting force according to ISO10567. According to EU standard EN 474/5, hydraulic material handlers used for hoisting must be equipped with a pipe rupture safety device on lifting and stick cylinders and an overload warning device. The specified load ratings apply to maximum track width and 360° slewing.

830E Load ratings



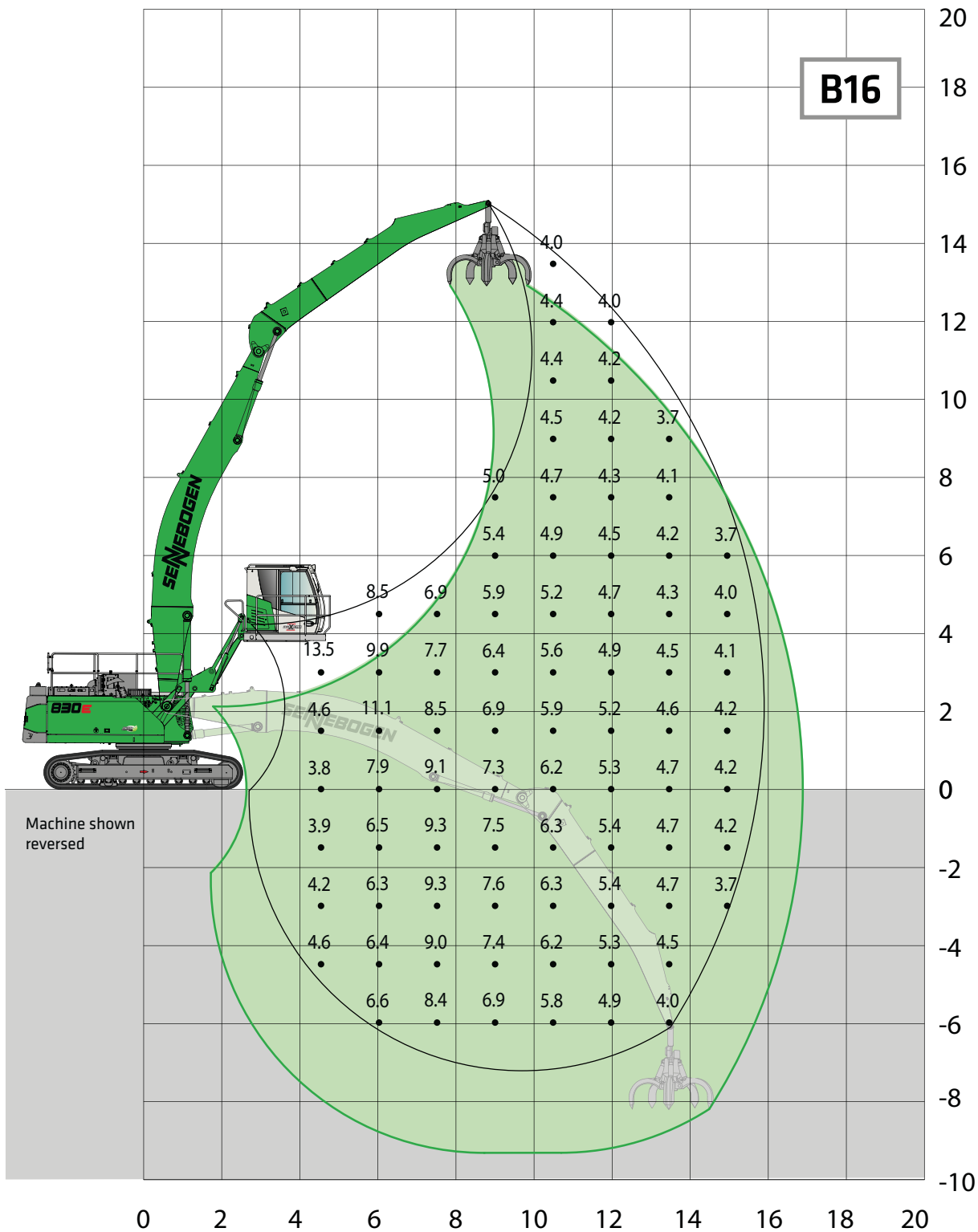
Undercarriage T41/380

Compact boom 9.8 m
Grab stick 7.5 m

Cab Maxcab E270,
hydraulically elevating

All load ratings are given in tons (t) brought to bear at the end of the stick, without tools on firm level ground. Working tools such as grab, magnet, load hook etc. are included in the specified load ratings. The stated values are 75 % of the static tipping load and 87 % of the hydraulic lifting force according to ISO10567. According to EU standard EN 474/5, hydraulic material handlers used for hoisting must be equipped with a pipe rupture safety device on lifting and stick cylinders and an overload warning device. The specified load ratings apply to maximum track width and 360° slewing.

830E Load ratings



Undercarriage T41/380

Compact boom Banana
Grab stick

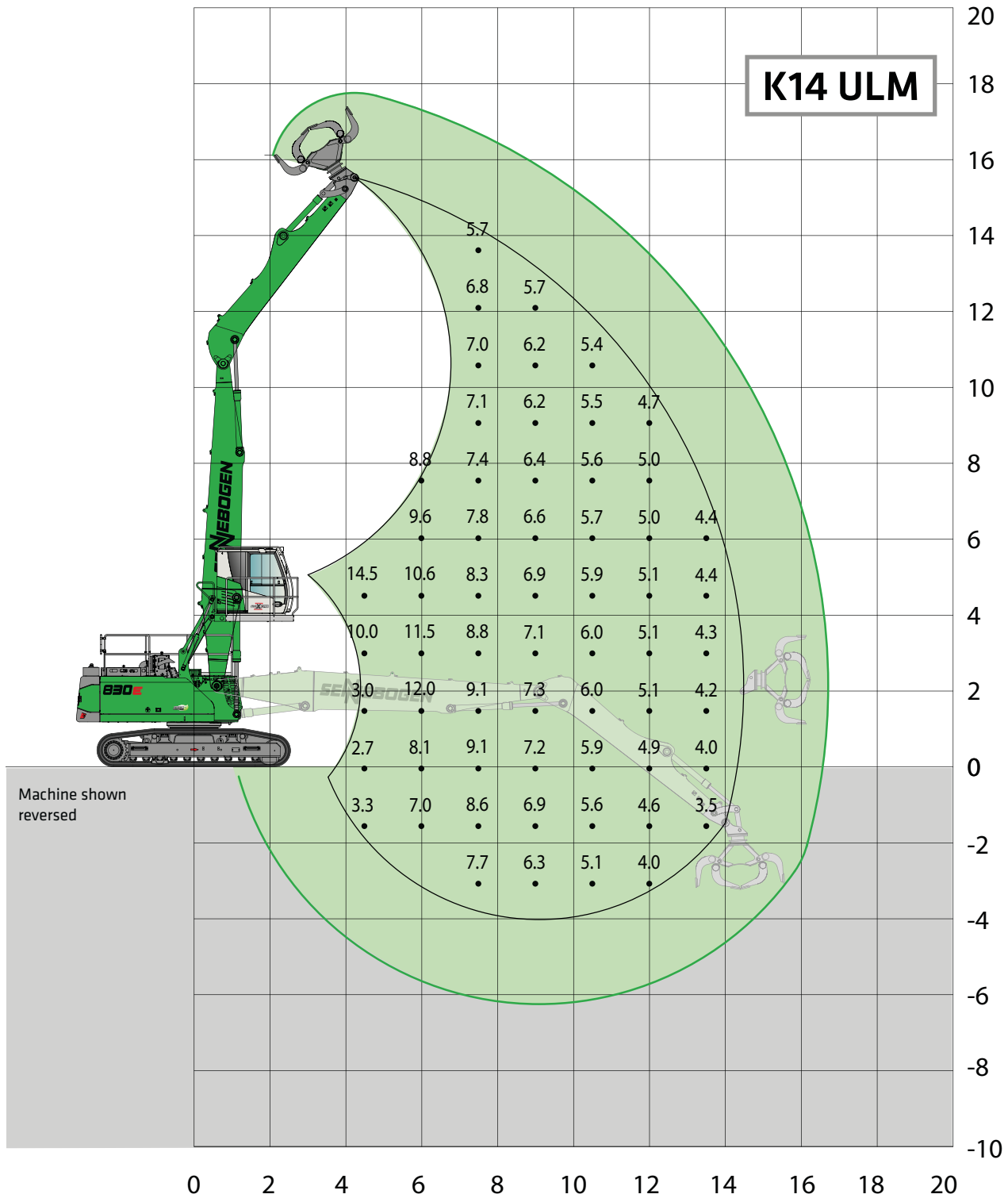
9.4 m
7.0 m

Cab

Maxcab E300/260, can be elevated
and moved forward hydraulically

All load ratings are given in tons (t) brought to bear at the end of the stick, without tools on firm level ground. Working tools such as grab, magnet, load hook etc. are included in the specified load ratings. The stated values are 75 % of the static tipping load and 87 % of the hydraulic lifting force according to ISO10567. According to EU standard EN 474/5, hydraulic material handlers used for hoisting must be equipped with a pipe rupture safety device on lifting and stick cylinders and an overload warning device. The specified load ratings apply to maximum track width and 360° slewing.

830E Load ratings



Undercarriage T41/380

**Compact boom
Grab stick**

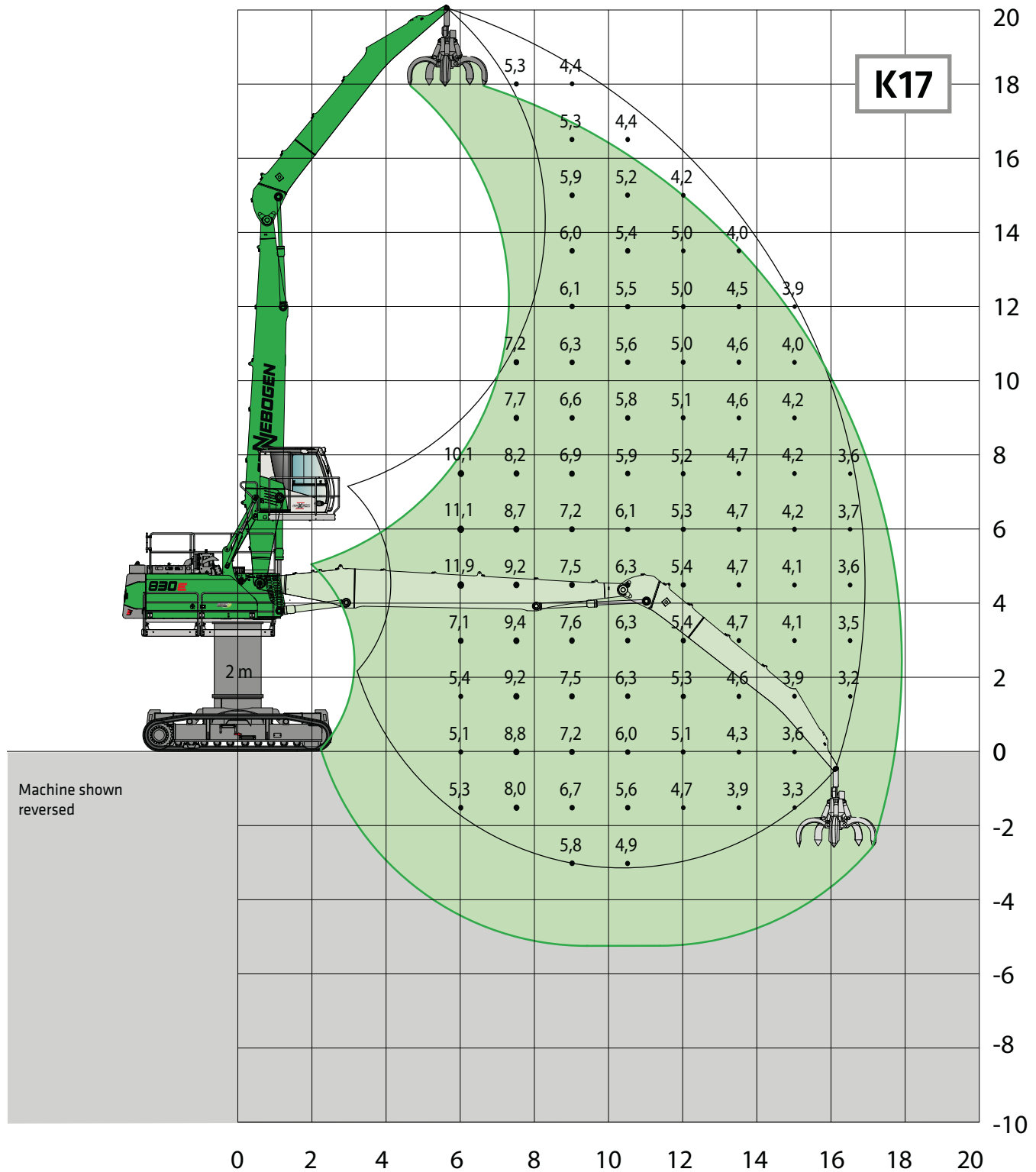
**8.5 m
6.0 m ULM**

Cab

**Maxcab E270,
hydraulically elevating**

All load ratings are given in tons (t) brought to bear at the end of the stick, without tools on firm level ground. Working tools such as grab, magnet, load hook etc. are included in the specified load ratings. The stated values are 75 % of the static tipping load and 87 % of the hydraulic lifting force according to ISO10567. According to EU standard EN 474/5, hydraulic material handlers used for hoisting must be equipped with a pipe rupture safety device on lifting and stick cylinders and an overload warning device. The specified load ratings apply to maximum track width and 360° slewing.

830E Load ratings



Undercarriage R44/380
Pylon 2.0 m

Compact boom 9.5 m
Grab stick 7.5 m

Cab Maxcab E270,
hydraulically elevating

All load ratings are given in tons (t) brought to bear at the end of the stick, without tools on firm level ground. Working tools such as grab, magnet, load hook etc. are included in the specified load ratings. The stated values are 75 % of the static tipping load and 87 % of the hydraulic lifting force according to ISO10567. According to EU standard EN 474/5, hydraulic material handlers used for hoisting must be equipped with a pipe rupture safety device on lifting and stick cylinders and an overload warning device. The specified load ratings apply to maximum track width and 360° slewing.

830E Recommended grabs

SGM orange peel grab (4 shells)



Design/size	Grab capacity	Weight ¹		max. piled density
		Shell profile ²		
		HO	G	
SGM	l	kg	kg	t / m ³
400.40-4	400	1570	1720	2.0
600.40-4	600	1600	1790	
800.40-4	800	1685	1930	
1000.40-4	1000	1755	2085	
1250.40-4	1250	1850	2200	

SGM orange peel grab (5 shells)



Design/size	Grab capacity	Weight ¹		max. piled density
		Shell profile ²		
		HO	G	
SGM	l	kg	kg	t / m ³
400.40	400	1800	1910	2.0
600.40	600	1900	2020	
800.40	800	1950	2120	
1000.40	1000	2030	2280	
1250.40	1250	2180	2420	
1400.40	1400	2190	2460	

SGZ clamshell grab



Design/size	Grab capacity	Weight ¹	max. piled density
	l	kg	t / m ³
SGZ			
1000.40	1000	1440	2.0
1200.40	1200	1575	
1400.40	1400	1650	
1600.40	1600	1775	
1500.50	1500	2100	2.6
2000.50	2000	2310	2.0
2500.50	2500	2530	
3000.50	3000	2830	1.6
4000.50	4000	3050	1.0
3000.50 L	3000	2502	
3500.50 L	3500	2650	
4000.50 L	4000	2672	0.8
4500.50 L	4500	2936	
1500.50 HD	1500	2240	3.5
2000.50 HD	2000	2535	

Magnet plates

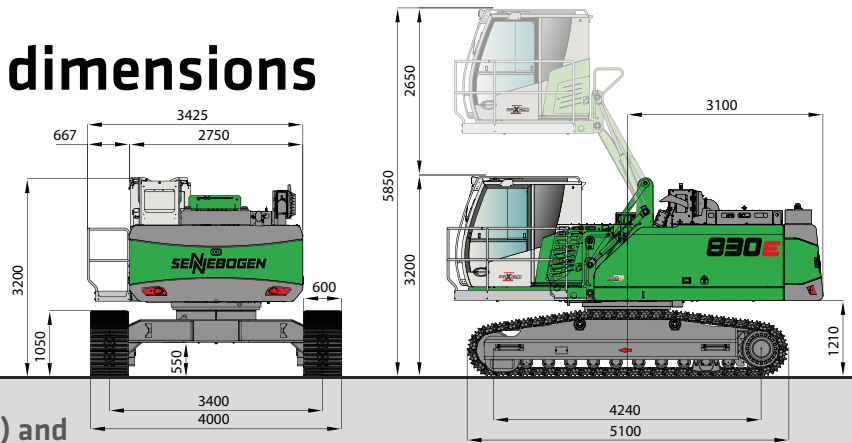


Type series / model	Power	Weight ¹	Breakaway force	Load-bearing capacity in kg
	kW	kg	kN	Slab (safety factor 2)
WOKO				
S-RLB 12.5	8.8	1310	280	14000
S-RLB 13.5	10.0	1700	300	15000
S-RLB 15	11.7	2400	380	19000
Recommended magnetic generator: 15 kW/20 kW				

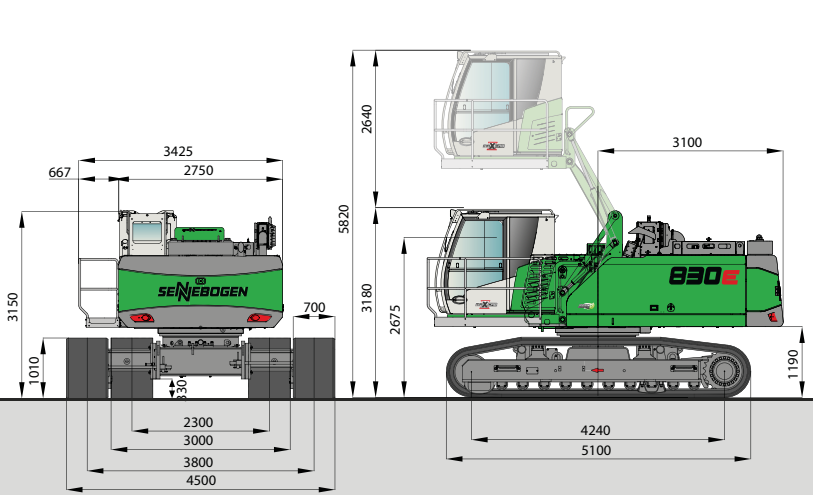
*) Available upon request ¹) Weight information without grab suspension, stick bolts, hose system ²) Half-open shells: shell sheet steel width 400 mm, 500 mm for 1,250 l capacity and higher

830E Transport dimensions

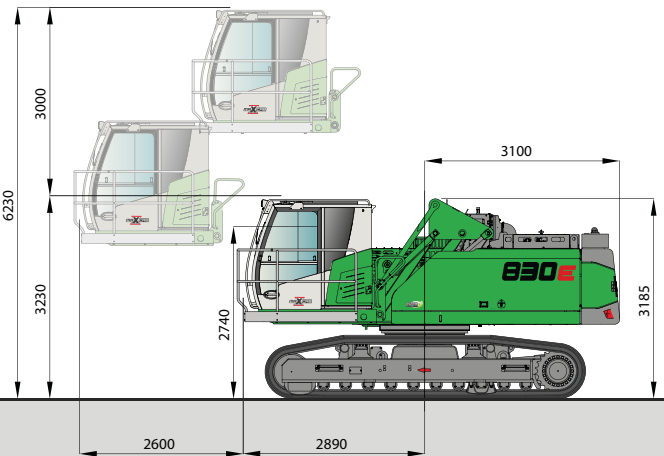
Transport width 4,000 mm



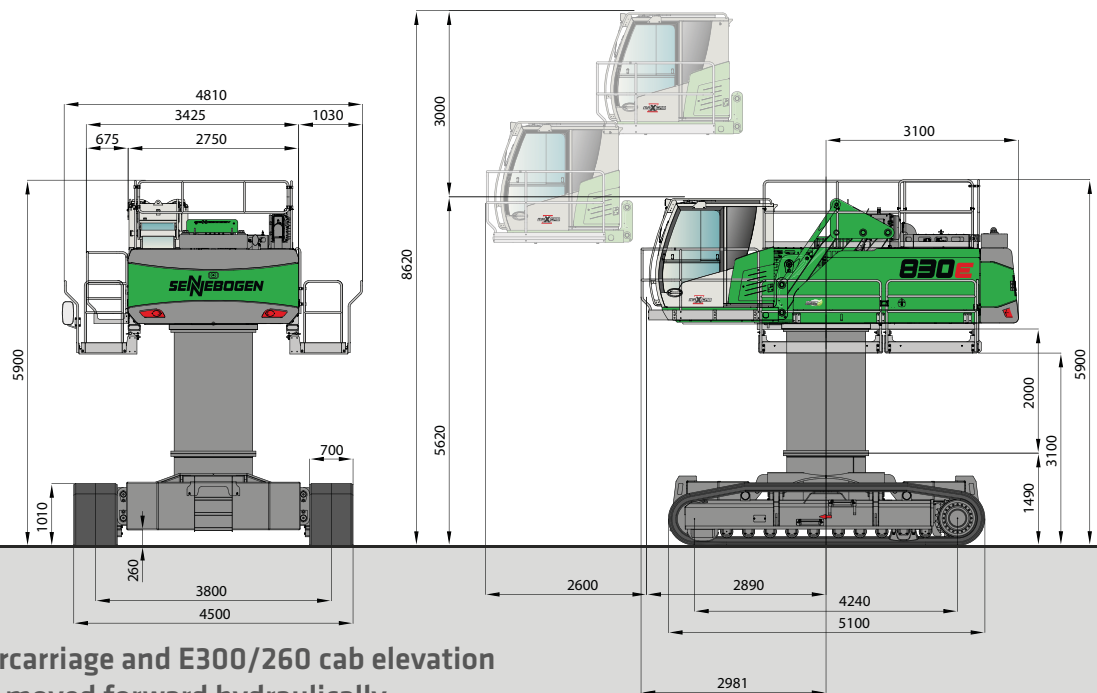
830 R with R35/340 undercarriage (series) and hydraulically elevating cab type E270



830 R with T41/380 hydraulic telescopic crawler undercarriage and hydraulically elevating cab type E270



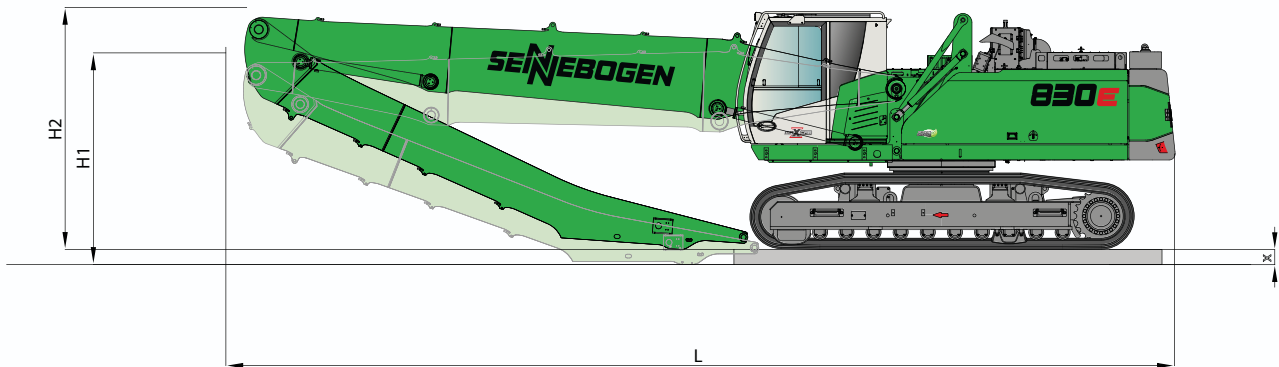
830 R with T41/380 undercarriage and E300/260 cab elevation which can be elevated and moved forward hydraulically



830 R with R44/380 undercarriage and E300/260 cab elevation which can be elevated and moved forward hydraulically

830E

R



Transport dimensions of 830 R with T41/380 and R35/340 undercarriage

	Compact boom	Grab stick	Transport length (L)	Transport height (H1)	Transport height (H2)	Transport wood (X)
K15	8.5 m	7.0 m	12.50 m		3.20 m	
K17	9.8 m	7.5 m	13.80 m	3.26 m	3.55 m	0.2 m
B16	9.4 m Banana	7.0 m	13.40 m		3.50 m	
K14 ULM	8.5 m	6.0 m	12.50 m	3.50 m	3.65 m	0.2 m

This catalog describes machine models, scope of equipment of individual models, and configuration options (standard equipment and optional equipment) of the machines delivered by SENNEBOGEN Maschinenfabrik GmbH. Machine illustrations may contain optional and supplementary equipment. Actual equipment may vary depending on the country to which the machines are delivered, especially in regard to standard and optional equipment and tolerances.

All product designations used may be trademarks of SENNEBOGEN Maschinenfabrik GmbH or other supplying companies, and any use by third parties for their own purposes may violate the rights of the owners. Please contact your local SENNEBOGEN sales partner for information concerning the equipment variants offered. Requested performance characteristics are only binding if they are expressly stipulated upon conclusion of the contract. Delivery options and technical features are subject to change. All information is supplied without liability. Equipment is subject to change, and rights of advancement are reserved.

© SENNEBOGEN Maschinenfabrik GmbH, Straubing, Germany. Reproduction in whole or in part only with written consent of SENNEBOGEN Maschinenfabrik GmbH, Straubing, Germany.

SENNEBOGEN
Maschinenfabrik GmbH
Sennebogenstraße 10
94315 Straubing, Germany

Tel. +49 9421 540-144/146
marketing@sennebogen.de

BestellNr. / Item No. 186160
830R-E-031715-1119du-032003